

Zeitschrift: IABSE congress report = Rapport du congrès AIPC = IVBH
Kongressbericht

Band: 12 (1984)

Artikel: Steel bridge girders, cost optimization

Autor: Haas, G. / Ostenfeld, Klaus H.

DOI: <https://doi.org/10.5169/seals-12239>

Nutzungsbedingungen

Die ETH-Bibliothek ist die Anbieterin der digitalisierten Zeitschriften. Sie besitzt keine Urheberrechte an den Zeitschriften und ist nicht verantwortlich für deren Inhalte. Die Rechte liegen in der Regel bei den Herausgebern beziehungsweise den externen Rechteinhabern. [Siehe Rechtliche Hinweise.](#)

Conditions d'utilisation

L'ETH Library est le fournisseur des revues numérisées. Elle ne détient aucun droit d'auteur sur les revues et n'est pas responsable de leur contenu. En règle générale, les droits sont détenus par les éditeurs ou les détenteurs de droits externes. [Voir Informations légales.](#)

Terms of use

The ETH Library is the provider of the digitised journals. It does not own any copyrights to the journals and is not responsible for their content. The rights usually lie with the publishers or the external rights holders. [See Legal notice.](#)

Download PDF: 15.03.2025

ETH-Bibliothek Zürich, E-Periodica, <https://www.e-periodica.ch>

Steel Bridge Girders, Cost Optimization

G. HAAS and Klaus H. OSTENFELD

Cowiconsult
Consulting Engineers and Planners
Virum, Denmark

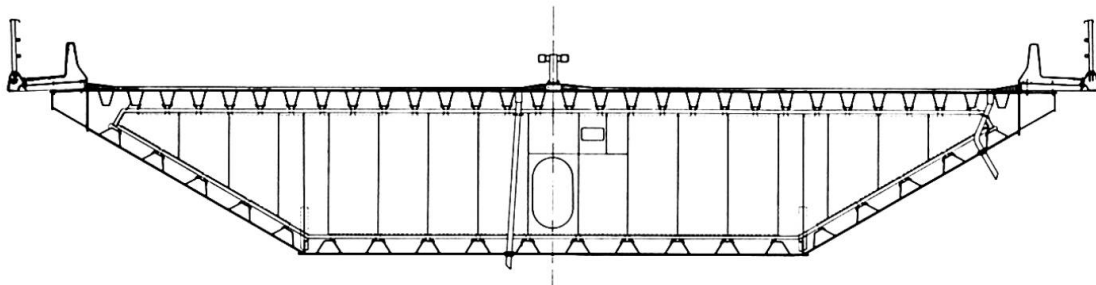
The steel box girder for the 3.3 km long bridge at Farø, Denmark has been made competitive by use of unusual design and construction methods.

A considerable saving has been possible by omission of painting of internal surfaces of the box girder, which amounts to more than 80% of the total steel surface. The corrosion protection of these surfaces is accomplished by ventilation by means of dehumidified air. The six dehumidification units represent low initial investment and are very economical in operation, each covering 5-600 m of bridge girder length. The external surface of the box girder to be painted has been reduced to a minimum by choice of a special cross section shape (refer to Farø bridge cross section below) with smooth exterior permitting an inexpensive initial painting cost and low maintenance.

The girder is composed of uniform steel panels welded by automatic welding, and a special assembly detail between exterior panels and diaphragms each 4 m has been detailed so as to require minimum of tight tolerance control during fabrication.

The box girder has been fabricated in a ship yard, all welded in full span sections each 80 m, and erected by simple lowering directly onto the pier tops. The girder continuity over full bridge length (1.6 km and 1.7 km) is subsequently established by field welding of box girders over the piers.

The bridge connection at Farø, which is part of European main highway E4, is presently under construction and is scheduled for completion Summer 1985.



Farø Bridge Cross Section

STEEL BRIDGE GIRDERS, COST OPTIMIZATION

Fabrication and maintenance costs for steel box girders may be optimized by:

1. Using identical or few types of similar panels.
2. Using simple panel connections for assembly of box cross sections.
3. Minimising the exterior surface area.
4. Corrosion protection of the box interior by dehumidification.

The steel box girders for the Faro Bridges were developed to satisfy the above criteria, and proved to be economically competitive in comparison with post-tensioned concrete box girders.

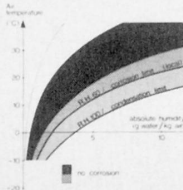
The internal corrosion protection scheme by circulation of dry air offers significant cost savings.

The dehumidification unit is based on the absorption principle and consist of readily available standard components. The steel surface is completely corrosion protected by relative humidities below 60%.

Dehumidification systems have been used in the Lille Bælt suspension bridge box girder since 1970, and the operating costs have been extremely low (approx. 1.5 US Cent per sq. m. per year). A similar installation will be used in the Faro Bridges, presently under construction in Denmark and scheduled for completion in 1985.

Owner: The Road Directorate, Denmark
Design and Supervision: Cowiconsult, Denmark
Fabrication and Erection: Monberg & Thorsen A/S, Denmark

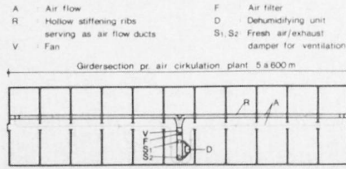
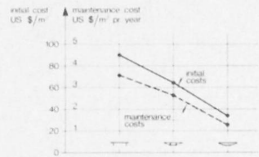
Relative humidity in box girder




Corrosion protection of external and internal steel surfaces

SURFACE AREA	Girder types		
	20 m/m	20 m/m	20 m/m
A, deck area	20 m ² /m	20 m ² /m	20 m ² /m
A, external coated area	72 m ² /m	50 m ² /m	24 m ² /m
A, /A ₀	3.6	2.5	1.2
Protection:	partially	partially	partially
external area	dehumidified	dehumidified	dehumidified
internal area			

COSTS FOR CORROSION PROTECTION PER m² DECK AREA





Lille Bælt Bridge 1970



Steel box girder
Total length of girder: 1 080 m
Total steel deck area: 29 000 m²
Total steel weight in girder: 12 000 t

Steel surface	Internal surface	External surface
Area: Corrosion protection	200 000 m ² Dehumidification plant	42 000 m ² Paint

Faro Bridges 1985



Steel box girder
Total length of girder: 3 326 m
Total steel deck area: 64 000 m²
Total steel weight in girder: 23 000 t

Steel surface	Internal surface	External steel surface
Area: Corrosion protection	320 000 m ² Dehumidification plant For each 500-600 m girder length	76 000 m ² Paint
Initial cost:	0.10 million US\$	2.20 million US\$
Maintenance cost:	<0.01 million US\$/year	0.08 million US\$/year