

Zeitschrift: IABSE structures = Constructions AIPC = IVBH Bauwerke
Band: 2 (1978)
Heft: C-5: Structures

Artikel: Off-shore structure for future marine city (Japan)
Autor: Takenaka Komuten Co., Ltd.
DOI: <https://doi.org/10.5169/seals-15118>

Nutzungsbedingungen

Die ETH-Bibliothek ist die Anbieterin der digitalisierten Zeitschriften auf E-Periodica. Sie besitzt keine Urheberrechte an den Zeitschriften und ist nicht verantwortlich für deren Inhalte. Die Rechte liegen in der Regel bei den Herausgebern beziehungsweise den externen Rechteinhabern. Das Veröffentlichen von Bildern in Print- und Online-Publikationen sowie auf Social Media-Kanälen oder Webseiten ist nur mit vorheriger Genehmigung der Rechteinhaber erlaubt. [Mehr erfahren](#)

Conditions d'utilisation

L'ETH Library est le fournisseur des revues numérisées. Elle ne détient aucun droit d'auteur sur les revues et n'est pas responsable de leur contenu. En règle générale, les droits sont détenus par les éditeurs ou les détenteurs de droits externes. La reproduction d'images dans des publications imprimées ou en ligne ainsi que sur des canaux de médias sociaux ou des sites web n'est autorisée qu'avec l'accord préalable des détenteurs des droits. [En savoir plus](#)

Terms of use

The ETH Library is the provider of the digitised journals. It does not own any copyrights to the journals and is not responsible for their content. The rights usually lie with the publishers or the external rights holders. Publishing images in print and online publications, as well as on social media channels or websites, is only permitted with the prior consent of the rights holders. [Find out more](#)

Download PDF: 09.07.2025

ETH-Bibliothek Zürich, E-Periodica, <https://www.e-periodica.ch>



2. Off-Shore Structure for Future Marine City (Japan)

Owner: Government of Japan

Engineer and Contractor: Mitsubishi Heavy Industries Co.Ltd.

Type of Structure: Trussed rigid frame with 4 lower hulls and 16 columns (semi-submersible)

Dimensions

Length: 104 m

Width: 100 m

Height: from lower hull base to main deck: 26 m
from lower hull base to sub-deck: 29.15 m

from lower hull base to roof deck: 32 m

External lower hull: length = 56 m, width = 10 m,
depth = 6 m

Internal lower hull: length = 104 m, width = 10 m,
depth = 6 m

Column: 12 large columns; 7.5 m diameter
4 small columns; 3 m diameter

Main deck: 100 x 100 m, including projected part

Performance

Operating ocean conditions:

Atmospheric temperature: $-10^{\circ} - 40^{\circ}\text{C}$

Water temperature: $\leq 32^{\circ}\text{C}$

Humidity: $\leq 85\%$

Tide: $\leq 3\text{ m}$, Tidal current: $\leq 1.5\text{ kt}$,

Wind velocity: $\leq 85\text{ m/sec}$.

Wave height: $\leq 15\text{ m}$, Depth of water: 10 – 70 m

Towing distance: 200 m by wind lasses

Draught: 5.4 – 20 m

Stability:

Limit restoring angle: $> 35^{\circ}\text{C}$

Restoring moment/Wind pressure moment: > 1.3 at submer-
sion angle

Main Facilities

Volumes of main tanks

Ballast tank (25 in lower hulls): 14,032 m³

Columns (8): 2,118 m³

Fuel tank: 352 m³ x 2 tanks

Drinking water tanks: 293 m³ x 2 tanks

Main generator: 1500 kVA (1200 kW) x 2 generators


Diesel engine: 1800 ps x 720 rpm x 2 engines

A semi-submersible, floating type off-shore structure, AQUAPOLIS, was built as a symbolic monument of the Japanese Government at the 1975 Okinawa Ocean Exposition. It is one of the largest off-shore structures in the world. AQUAPOLIS was designed to be a first genuine marine city and intends to be a base of human activities that will launch us into the sea.

In spite of the subtropical climate and the disadvantageous location that suffers frequent typhoons, it was built with every possible care to establish comfortable residential environment in the sea and to preserve the natural ocean environment as well as to maintain safety, with the help of today's most advanced technologies.

AQUAPOLIS is outlined with the emphasis on its structural aspect. (Quoted from the official book prepared by the Aquapolis head office, Okinawa Ocean Exposition).

The total system includes the AQUAPOLIS, the Aquabridge as the access from the shore, and the attached underwater ranch. Following is only on the AQUAPOLIS.



Outline of Structure and Facilities of AQUAPOLIS

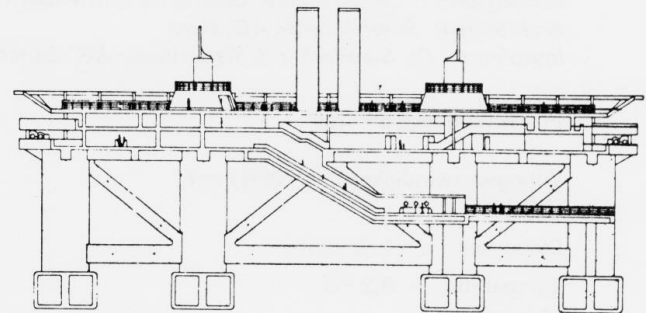
AQUAPOLIS is located 400 meters off the shore and is a semi-submersible off-shore structure. On the four lower hulls (semi-submersible), the main bottom deck is supported by 16 columns which are connected by horizontal and vertical bracings. The sub-deck and the top roof deck are built on the main deck.

By supplying and draining water to and from the ballast tanks, the entire structure can be drawn between 5.4 m deep for towing and 20 m deep of semi-submerged position to enable people's approach to the structure. When in the stormy weather, the draught is set either at 12.5 m or 15.5 m deep depending on the wave height.

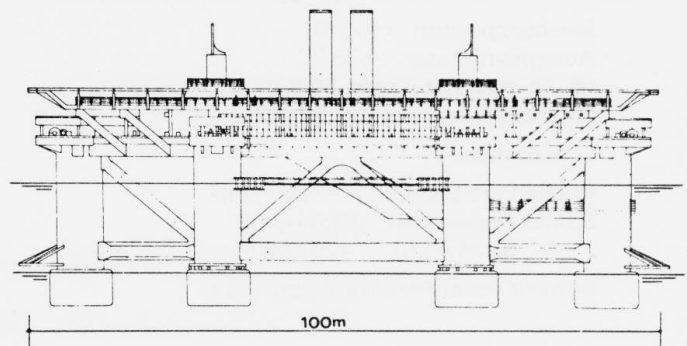
There are boat harbor, hall offices, restaurant, medical center, mechanical room, and exhibition corner on the main deck, and on the sub-deck are special room, executive room, employees' office, central control room, utility control room, computer room, press center, etc. The roof deck is an open plaza covered by artificial and natural lawn (hydroponics) and has a heli-port on its center.

For the AQUAPOLIS, a closed system was adopted as a model case of marine city. In order to facilitate the structure independent from the shore life, and to pay attention not to pollute the surrounding sea, there are such equipments as diesel generator, desalination plant, sewage treatment, incinerator, water-oil separator, etc.

(Takenaka Komuten Co., Ltd.)



Section



Elevation

