

# The Sports Hall of Lahti (Finland)

Autor(en): **Kruus, J.**

Objektyp: **Article**

Zeitschrift: **IABSE structures = Constructions AIPC = IVBH Bauwerke**

Band (Jahr): **6 (1982)**

Heft C-21: **Recent structures**

PDF erstellt am: **22.07.2024**

Persistenter Link: <https://doi.org/10.5169/seals-17582>

## **Nutzungsbedingungen**

Die ETH-Bibliothek ist Anbieterin der digitalisierten Zeitschriften. Sie besitzt keine Urheberrechte an den Inhalten der Zeitschriften. Die Rechte liegen in der Regel bei den Herausgebern.

Die auf der Plattform e-periodica veröffentlichten Dokumente stehen für nicht-kommerzielle Zwecke in Lehre und Forschung sowie für die private Nutzung frei zur Verfügung. Einzelne Dateien oder Ausdrucke aus diesem Angebot können zusammen mit diesen Nutzungsbedingungen und den korrekten Herkunftsbezeichnungen weitergegeben werden.

Das Veröffentlichen von Bildern in Print- und Online-Publikationen ist nur mit vorheriger Genehmigung der Rechteinhaber erlaubt. Die systematische Speicherung von Teilen des elektronischen Angebots auf anderen Servern bedarf ebenfalls des schriftlichen Einverständnisses der Rechteinhaber.

## **Haftungsausschluss**

Alle Angaben erfolgen ohne Gewähr für Vollständigkeit oder Richtigkeit. Es wird keine Haftung übernommen für Schäden durch die Verwendung von Informationen aus diesem Online-Angebot oder durch das Fehlen von Informationen. Dies gilt auch für Inhalte Dritter, die über dieses Angebot zugänglich sind.




### 3. The Sports Hall of Lahti (Finland)

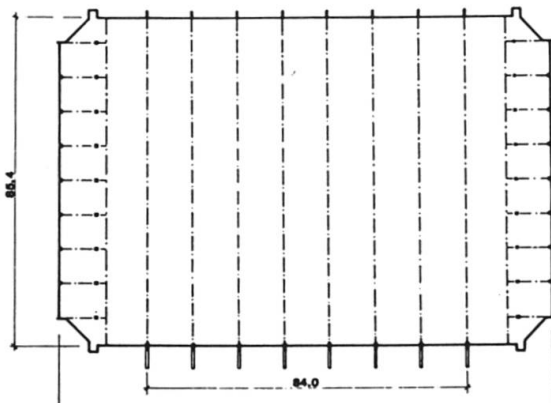
<b>Owner:</b>	<i>Lahden Urheiluhalliyhdistys r.y.</i>
<b>Architect:</b>	<i>Arkkitehtitoimisto Kosti Kuronen Ky</i>
<b>Structural engineer:</b>	<i>Insinööritoimisto Pontek Ky</i>
<b>General contractor:</b>	<i>Rakennustoimisto A. Puolimatka Oy</i>
<b>Construction time:</b>	<i>12 months</i>
<b>Service date:</b>	<i>1981</i>

#### Introduction

Playing football outdoors in winter time is almost impossible in Finland. The principal aim for building a big sports hall in Lahti is to make football playing possible all year around on a full-size field, thus helping Finnish football closer to the international level. However, for economic reasons, the hall has been planned for multiple use, as it offers already for its site – being situated close to the Salpausselkä winter games center – excellent possibilities for organizing exhibitions, fairs and other events. The hall is in intense use since February 1981.



Section



Plan

#### Choosing the design and material

The design for the contract competition comprised of an arched hall construction with arches in glued laminated wood. The contractor and designers formed a work team which, after examining and analyzing several solutions based on different materials, finally decided on the steel arch construction as the best choice. The proposal was submitted anonymously and, in a tight competition of 12 offerings, it won.

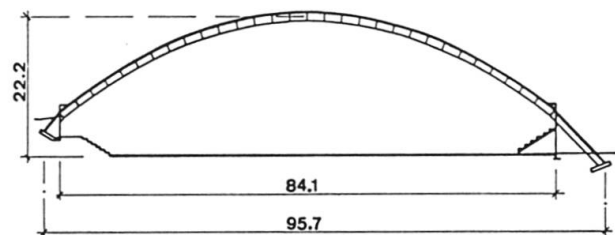
The offerings were evaluated in two stages, firstly, according to the qualifications of the hall in appearance, functionality and technical solutions and secondly, according to the price, that had to be under the prederminate sum of 20 million FIM.

#### Foundation

The foundation is of reinforced concrete. Reactions of about 2.1 MN from the arches are transferred to the ground by foundation slabs. The allowable stress for the soil varies between 0.3 MPa and 0.6 MPa.

#### Steel structure


The main structure consists of 8 fixed steel arches. The span of the arches is 84.1 m. The section is a welded I, the height of the web 1,000 mm, the steel quality Raex 384 (yield strength 355 MPa). The secondary structure consists of steel trusses welded from hollow sections, the span 12 m, center space 3 m and height 1,140 mm, steel quality Fe 440, and an arched ceiling of cold-formed folded plate which, supported by the trusses, stiffens them laterally. The folded plate is partly punched with holes for acoustic reasons. The wall structures also are partly in steel.



Cross Section

### Erection of the steel structure

The steel arches, 92 m of length each, were delivered to the site, each in four parts, two of which were welded together on the ground to a half-arch. Two adjacent arch halves were joined together by the trusses, and plated ready for the erection. The opposite halves were lifted by the cranes, and the top and base joints were adjusted to their places and joined with screws. The secondary trusses and the ceiling plates on the alternate arch spaces as well as all of the heat insulation and the water proofing were installed after erecting the arches.



*Facade, from the east side*



*Facade, from the south side*

### Technical data

Area of the artificial turf: 7,102 m<sup>2</sup>  
Area of the hall: 11,568 m<sup>2</sup>, volume: 163,100 m<sup>3</sup>  
Free height at its most: 21.7 m, on the field side: 12 m  
Maximum attendance: 4,000, when in multiple use:  
11,000  
Temperature: 20 ± 1°C year around  
Snow load: 1.8 kN/m<sup>2</sup>, partly: 2.7 kN/m<sup>2</sup>  
Steel consumption; arches: 177 t, trusses and wind  
bracings: 99 t.

*(J. Kruus)*



*Interior view of the hall*