

Zeitschrift: Bauen + Wohnen = Construction + habitation = Building + home : internationale Zeitschrift

Herausgeber: Bauen + Wohnen

Band: 7 (1953)

Heft: 4

Rubrik: Summary

Nutzungsbedingungen

Die ETH-Bibliothek ist die Anbieterin der digitalisierten Zeitschriften. Sie besitzt keine Urheberrechte an den Zeitschriften und ist nicht verantwortlich für deren Inhalte. Die Rechte liegen in der Regel bei den Herausgebern beziehungsweise den externen Rechteinhabern. [Siehe Rechtliche Hinweise.](#)

Conditions d'utilisation

L'ETH Library est le fournisseur des revues numérisées. Elle ne détient aucun droit d'auteur sur les revues et n'est pas responsable de leur contenu. En règle générale, les droits sont détenus par les éditeurs ou les détenteurs de droits externes. [Voir Informations légales.](#)

Terms of use




The ETH Library is the provider of the digitised journals. It does not own any copyrights to the journals and is not responsible for their content. The rights usually lie with the publishers or the external rights holders. [See Legal notice.](#)

Download PDF: 08.02.2025

ETH-Bibliothek Zürich, E-Periodica, <https://www.e-periodica.ch>

Neuzeitliche Schalter und Steckdosen für Unterputzmontage

Adolf Feller AG. Horgen, Fabrik elektrischer Apparate



bordés directement dans les camions garés le long de la rampe de chargement. Une partie du rez-de-chaussée et la cave contiennent les entrepôts de caisses et de boîtes qui sont transportées automatiquement vers l'expédition. Le reste du rez-de-chaussée est réservé aux bureaux et aux garde-ropes, et l'on y trouve aussi deux magasins de vente à louer.

Nouveau bâtiment administratif de la Aare-Tessin S.A., et de la poste principale d'Olten (pages 191-195)

Sur un terrain situé entre les lignes des CFF et l'Aare à Olten, on a conçu un vaste bâtiment contenant des bureaux administratifs et un bureau de poste, formant «tête de pont» près de l'ancien pont couvert sur l'Aare. Cet édifice est occupé par l'administration de la Aare-Tessin S.A. et par le nouveau bureau de poste principale d'Olten. On a envisagé la construction d'une vaste salle à 13 guichets, accessible du quai longeant l'Aare; derrière cette salle, on a aménagé les nombreux départements postaux, tels que la salle des colis, la cour de la poste et l'office de chèques postaux, qui devaient être accessibles de la Bahnhofstrasse. En plus, l'administration des PTT demandait trois étages de bureaux et la moitié sud du sous-sol d'un bâtiment de cette même rue. La Aare-Tessin S.A. réclamait, elle aussi, un large espace de bureaux qui devaient être logés dans une tour de 7 étages et dans quatre étages au-dessus de la salle des guichets des PTT et, de plus, la moitié nord du sous-sol. La tâche était donc quadruple: une tour avec entrée sur le quai de l'Aare, un bâtiment administratif de 5 étages avec salle de guichets au rez-de-chaussée; puis, en annexe, un bâtiment d'un étage avec sous-sol et grande cour, et un autre bâtiment administratif de trois étages pour les PTT, donnant sur la Bahnhofstrasse.

Projet définitif du bâtiment de l'Unesco à Paris (pages 196-200)

Le bâtiment principal: Tout le rez-de-chaussée est formé d'une grande salle presque entièrement vitrée, de laquelle partent les escaliers et des sculptures qui se trouvent au point de jonction des trois ailes en forme d'Y. Les monte-charges, tubes à conduites et tunnels à canaux y sont également logés. Les se-

crétariats et bureaux des organisations internationales sont répartis sur les différents étages. Les larges contours du plan permettent une répartition très souple des départements, disposant d'une longueur de façade de 3x150 m et d'une profondeur de 6 à 7 m. Au dernier étage, il y a les restaurants, les jardins sur le toit, un café, un bar et de vastes salles d'exploitation et de séjour destinées au personnel. Sous le bâtiment s'étendent deux sous-sols renfermant les archives, garages, centrales techniques et le cinéma.

Le bâtiment de conférences:

La large salle des assemblées plénières occupe la partie la plus étroite du trapèze. Le bâtiment tout entier est traversé par un hall; à son extrémité sud-est se trouve l'entrée, tandis que son côté nord-est se prolonge en un corps intermédiaire allant au bâtiment des secrétariats et à son grand hall de plain-pied.

Construction:

Le bâtiment principal est une construction à squelette de béton armé. Ses piliers placés à l'intérieur sont espacés de 6,09 m à une distance de 3,04 m de la paroi. Ils sont reliés à hauteur constante du sol par une sous-poutre qui prend la forme d'un V à l'endroit où elle s'insère dans les consoles. Les sous-poutres transversales maitresses croisent les sous-poutres longitudinales de différentes hauteurs sous lesquelles on a fixé une plaque à épaisseur variable. Ce nouveau système de construction, créé par l'ingénieur constructeur en béton armé Pier Luigi Nervi, engendre un plafond s'abaissant vers les piliers et s'élevant vers le centre et vers les parois du bâtiment, qui ne portent aucunement le toit. Ce système fort original tire le meilleur parti possible des forces statiques et est, de plus, des plus économiques.

Annexe de la Banque d'Etat Bava-roise à Erlangen (pages 201-203)

La succursale de la Banque d'Etat Bava-roise à Erlangen, édifice caractéristique construit autour de 1910, ne suffisait plus que partiellement aux exigences techniques actuelles. La direction prit donc la décision de restaurer et d'agrandir sa banque. La façade de l'ancien bâtiment et ses ornements plastiques restèrent intacts. Seules furent reconstruites les ailes fermant la cour intérieure à l'est et

au sud. La cave et le rez-de-chaussée de la partie ouest comprennent les salles de travail, de réception et de conférence; au dernier étage, l'appartement du directeur. L'aile sud contient d'autres salles de travail, le classement, les vestiaires, lavabos et WC. La grande terrasse d'en-haut est reliée à l'appartement du directeur par une véranda couverte.

Summary

Chemical Factory CILAG, Milan (pages 167-170)

In the first stage of planning and carrying out the construction of this chemical factory the individual buildings had to be designed in the form of pavilions owing to the great danger of fire. The available site, a relatively narrow strip of property running from north-west to south-east and with an annex built on its north-east side, was divided into two parts by a road running longitudinally through the site near the north-east border.

The store building, petrol store, technical centre and administration building which are arranged in a line bordering the road, are in communication with the outside world. Opposite them are the first buildings of the group comprising raw material stores and manufacturing shops. The two latter buildings only represent the first stage and can be extended partly by additions and partly by repetition in a south-easterly direction. The annex of the original premises, facing the north-east, is available for the extension of the administration, office and laboratory buildings.

On the left side of the road enclosing the premises are situated the technical centre and the transformer station, drinking and industrial water pipes, heating plant and ventilating machines. Further on towards the south-west come the petrol store and the technical store. It is envisaged that the raw material stores will be erected on the south-west side of the road; on the one side they will border this road and on the other longitudinal side they will back on to the manufacturing area. One building is already in operation. The last group of buildings, lying at right angles to the raw material store, comprise the actual manufacturing shops.

Pharmaceutical Factory at Karlsruhe (pages 171-173)


The task involved the erection of the complete factory on the given premises. To allow for the continual development of the manufacture of pharmaceutical products a freedom of arrangement had to a large extent to be maintained both in the construction of the individual sections and also later in the division into different workshops. The first section to be erected was the laboratory building which was to accommodate the Scientific Department, research and pharmacological laboratories, and later the works laboratories. The depth of building of 12.70m, which is small for a laboratory section, and the height of storey of 2.80 m. were fully compensated by the extensive division of the outer walls into window areas. The ratio of window area to usable area is at least 1:7 on the ground floor, and at least 1:3.5 on the other floors with a building standing entirely on its own. The principle materials used were concrete, steel and glass.

Pump factory at Gateshead / England (pages 174-177)

In place of a series of smaller, older factory buildings the first buildings of a new pump factory had to be erected on an area of about 40 000 sq.m. The first task was to set up a series of work shops between a canalised river and an industrial siding, and in the middle of the factory installations to be completed subsequently. These work shops had to be joined on the east side to the raw material goods-yards - in direct connection with the industrial siding - and to the loading ramps for finished goods - also in direct connection with the industrial siding. On both sides of the large work shops scope for extension had to be allowed for. Spacious, covered loading quays were a further condition, and in addition an office and canteen building of high standard was required.

The manufacturing shops themselves are organised as follows: on the east side, where the goodsyard for raw material lies up against the industrial siding, there stretch firstly extensive goods stores for single parts. From there the goods to be manufactured are conveyed through a large work shop equipped with light machines and situated in the centre of the

Kunstharzdispersion



ROCOPON

Der führende Mattanstrich für innen und außen.
Vorteile: Waschbar, elastisch, atmend, in 1-2 Stunden trocken, teerisolierend, deckt in 2 Anstrichen.
Universell verwendbar auf Mauerwerk, Holz, Eternit, Pavatex usw.
in allen Farbtönen.
Billiger als Ölfarbe

Neuer Maschinensaal
Sécheron S.A., Genf
mit «Rocopon»
gestrichen

ROTH+CO GmbH. LUZERN
Tel. 041 / 334 44

Dépôts in: BASEL, BERN, ZÜRICH

Espagnoletteschlösser

mit Universal-Stangen

Bauschlösser



Lieferant der Schlösser
für die Neubauten der

Aare-Tessin AG. und Post in Olten

für Siedlungen, Geschäftshäuser, Hotels,
Schulhäuser, Spitäler, Kasernen

Schlossfabrik Heusser Murgenthal

Telephon 063 / 34017

Referenzen zur Verfügung ! Verlangen Sie
bei Ihrem Beschägelieferanten Heusser-
Qualität mit der Armbrust

factory. The individual sections of the pumps are joined together with the aid of heavy machines in two work shops which face south and stretch through the whole depth of the factory. At their last stop in the south shop the pumps pass a testing point with two test basins.

The 2-storey office building rises to the south near the entrance. It houses in the east section of its ground floor cloak-rooms and wash-rooms for the works staff, and in its west section the personnel department.

Cog-wheel factory at Oeynhausien (pages 178-181)

A 3-storey office building, running in a north-south direction was added on as head structure to the 3-bayed production shop which runs from east to west. The production shop has a floor space of 63x30 m and is constructed in steel concrete. It has two side aisles each 7.77 m wide and a cantilever middle aisle 13.80 m wide. The supporting external columns, 6.25 m apart, are situated behind the glass surface of the external walls. The office building and the production shop are clearly separated structurally. The office building is divided into the following departments:

Ground floor: entrance, reception office and waiting room. Store and distribution of material. WC and wash-room.

1st floor: commercial offices, manager's office, works office, and shower and changing rooms for works staff.

2nd floor: engineering department and common rooms for the works staff.

The division of the head structure into store floor and office floor is clearly apparent in the external form of the building. The structural texture of the steel concrete framework, for instance, is plainly visible from the outside. Occupying a total area of 35.57x6.25 m and supported by columns 4.44 m apart both the office floors have rooms which are 3 m high. The latter are bright and airy, face east and offer a splendid view of the Wiehen mountains and the Porta Westfalica.

Spinning mill at Nordhorn (pages 182-184)

For the actual manufacturing shops the already existing building was extended by a three-storied steel concrete framework construction with overall dimensions of 39.33x37.33 m, supported on five columns each 7.40 m apart. In the connecting four-storied head structure are the necessary side rooms such as toilets, cloakrooms and common rooms for the works staff, and staircases, lifts and loading ramps.

Since the building site was very close to a river it was necessary due to the level of

under-ground water to lay the foundations of the building on a steel concrete base. The extension was carried out in steel concrete frames. The unplastered columns, 7.40 m apart, stand out clearly when viewed from the outside.

Knitted Goods Factory at Fürstenu (pages 185-187)

For the actual manufacture of the knitted goods a large hall, 41x32 m was erected in steel concrete frames. The design is such that the hall requires only one interior support despite its total area of 1300 sq. m. The northern part of the hall was screened off to a depth of 7.60 m by a glass partition. Behind this, despatch office, winding room and raw material store with through lighting are accommodated. Forming a «T» with the east section of the hall is a low head structure with offices, entrance, porter's lodge, a small workshop, separate wash-rooms and changing-rooms for men and women and separate WCs.

Porter's lodge of metal goods factory at Geislingen/Steige (pages 188-189)

The Württemberg metal goods factory has made great efforts in recent years to apply a long-term, rational method to the production time of its various products and to reduce its transport lines to a minimum. The rationalisation of the works had therefore necessarily to alter the aspect of the factory and the result was the new entrance façade at gate III. The porter's lodge is supported by six isolated tubular steel columns which support the steel concrete structure of the two roofing layers. The windows running right round the building are constructed in a light metal composite and are anodised in black and silver.

The steel concrete structure of the two passage ways was kept as graceful as possible in its dimensions. Columns, tapering to a point at the top and each 3.20 m wide and 5 m long, support the ceiling which is only 10 cm thick. The whole steel concrete structure was left unplastered and was hammered with a granulating hammer. Electrically operated portcullis-type gates shut off the factory.

New Factory of Suter Biscuit Ltd., Winterthur (page 190)

Silos fitted into the roof construction serve the purpose of receiving and storing raw materials. The latter are then automatically transported to the corresponding apparatus in the manufacturing shop on the first floor. An automatic conveying plant comprising three serpentine tracks stretches right through the whole shop. From here the finished goods are

brought, also on automatic tracks, down to the despatch room on the ground-floor. The goods are then loaded directly into delivery vans via the loading ramp.

On the ground floor and in the basement are the stores for chests and boxes which are automatically conveyed into the despatch room. The remaining part of the ground floor houses offices and cloak-rooms for the staff as well as two shop premises which can be let.

New administrative building of Aare-Tessin A.G. and General Post Office at Olten (pages 191-195)

At Olten, on premises lying between the SBB railway lines and the Aare a large building combining office and Post Office has arisen as a «bridgehead» near the old covered bridge. This building houses the administration of the Aare-Tessin A.G. and the new Olten General Post Office. A spacious Post Office counter hall with 13 counters was envisaged which would be accessible from the Aare quay; behind the counter hall the extensive postal quarters, such as parcels room, postyard and cheque office, had to be arranged next to each other and so that they were in part directly accessible from the Bahnhofstrasse. In addition, the postal administration required three office stories and the southern half of the ground floor in a building facing the Bahnhofstrasse.

At the same time extensive office space was required by the Aare-Tessin A.G. These rooms had to be accommodated in a 7-storey tower building and in four floors above the Post Office counter hall and also in the northern half of the ground floor.

The problem thus had four aspects: A tower building for offices with its entrance on the Aarequai; a 5-storey office building with a counter hall on the ground floor; connected to this a one storey building together with a ground floor, equipped with a large post yard, and on the Bahnhofstrasse a 3-storey office building for the postal administration.

Design for Unesco building, Paris The Main Building (pages 196-200)

The whole ground floor is taken up by a hall which is for the most part enclosed in glass and from which stairs and lifts lead to the upper floors. These stairs and lifts are situated at the juncture of the three arms of the «Y» shaped building, together with the goods lifts, pipe lines and wiring shafts.

On the various floors are arranged the individual secretariats and offices of the world-wide organisations. The broad contours of the plan permit of great variety in the distribution of the separate depart-

ments which thus dispose of a façade length of three times 150 m and a depth of 6 to 7 m.

On the top floor are restaurants, roof gardens, a cafeteria, bar and extensive rest and work rooms for staff use. Beneath the building are arranged two basement floors which house records rooms, garages, the technical centres and a cinema.

The conference building. The large plenary session room completely occupies the narrower part of this trapezium shaped building. A connecting hall runs right across the whole building. At the south-east end of this hall is the entrance, and the north-east side continues by way of a connecting structure to the Secretariat building and the latter's large ground floor hall.

Design. The main building is an iron concrete structure. Its pillars are 20 feet (6.09 m) apart and are set at a distance of 10 feet (3.04 m) behind the façade. Between the pillars runs an under girder of uniform height, which is divided into a «V» in the consoles. Between the main under girders which run in a crosswise direction, longitudinal under girders of varying heights are arranged under which a pressure plate of varying thickness is fixed. This novel structural system of Pier Luigi Nervi results in a ceiling which slopes more steeply at the pillars and which juts both outwards and towards the middle of the building.

The side walls of the building are non-supporting. This novel system, devised by Nervi, the brilliant designer in iron concrete, combines the utmost utilisation of static strength with the greatest possible economy.

Extension to the State Bank of Bavaria at Erlangen (pages 201-203)

The building of the Erlangen branch of the State Bank of Bavaria was situated at a busy street corner; it represented the 1910 style of architecture and did not quite meet the technical requirements of a modern business. The Bank Directors therefore decided to convert the building and extend it considerably. The plastic profiles of the old building's façade, however, were left untouched. The new sections are those enclosing the courtyard from south and east. The east section contains on the basement and ground floor offices, reception and consultation rooms, and on the top floor the Manager's flat. In the south section there are offices, registry, wash-rooms and changing-rooms. On the roof there is a large terrace connected to the covered passage in front of the Manager's flat.



Spenglerei Zürich 2 Allmendstr. 5/7 Tel. 051/25 79 80

Bahnhof Enge, Zürich

Spenglerarbeit in Kupferblech



ausgeführt 1925

ohne Reparaturen bis heute