

Zeitschrift: Comtec : Informations- und Telekommunikationstechnologie = information and telecommunication technology
Herausgeber: Swisscom
Band: 82 (2004)
Heft: 1

Artikel: UWB interference to wireless systems
Autor: Fischer, Christian
DOI: <https://doi.org/10.5169/seals-876816>

Nutzungsbedingungen

Die ETH-Bibliothek ist die Anbieterin der digitalisierten Zeitschriften auf E-Periodica. Sie besitzt keine Urheberrechte an den Zeitschriften und ist nicht verantwortlich für deren Inhalte. Die Rechte liegen in der Regel bei den Herausgebern beziehungsweise den externen Rechteinhabern. Das Veröffentlichen von Bildern in Print- und Online-Publikationen sowie auf Social Media-Kanälen oder Webseiten ist nur mit vorheriger Genehmigung der Rechteinhaber erlaubt. [Mehr erfahren](#)

Conditions d'utilisation

L'ETH Library est le fournisseur des revues numérisées. Elle ne détient aucun droit d'auteur sur les revues et n'est pas responsable de leur contenu. En règle générale, les droits sont détenus par les éditeurs ou les détenteurs de droits externes. La reproduction d'images dans des publications imprimées ou en ligne ainsi que sur des canaux de médias sociaux ou des sites web n'est autorisée qu'avec l'accord préalable des détenteurs des droits. [En savoir plus](#)

Terms of use

The ETH Library is the provider of the digitised journals. It does not own any copyrights to the journals and is not responsible for their content. The rights usually lie with the publishers or the external rights holders. Publishing images in print and online publications, as well as on social media channels or websites, is only permitted with the prior consent of the rights holders. [Find out more](#)

Download PDF: 04.07.2025

ETH-Bibliothek Zürich, E-Periodica, <https://www.e-periodica.ch>

UWB Interference to Wireless Systems



CHRISTIAN FISCHER Ultra-Wideband (UWB) radio has received a lot of attention recently in both industry and academia. The regulatory process in the United States was accompanied by strong opposition to the emission limits, mainly by users of licensed bands, worried about the impact on their existing services.

In this article, we present the results of a Swisscom Innovations study to assess the interference potential on GSM networks, Wireless Local Area Networks (WLANs) and Bluetooth. Specifically, we consider the impact of a UWB mass deployment with devices conforming to current U.S. Federal Communications Commission (FCC) regulations, as well as proposed European Telecommunications Standards Institute (ETSI) regulations.

Introduction

UWB is a new, very low power communications technology that has been the subject of significant interest in the telecommunications industry over the last two years (see Comtec 07/08, 2003). Due to its very large bandwidth of up to 7.5 GHz, very high data rates are possible. In the IEEE 802.15.3a working group, concerned with standardising a UWB physical layer, data rates greater than 100 Mbit/s are expected for a 10 m transmission range. From the extremely large bandwidth, it is evident that UWB cannot be assigned a designated frequency band. Instead, UWB will have to coexist with other technologies that are currently present in the 3 to 10 GHz band, notably IEEE 802.11a WLANs. The basic idea is to limit the UWB transmission power to a level so low that it will not cause significant

interference to existing narrowband services.

In this article, we present the results from a Swisscom Innovations study, aimed at determining the effects of UWB interference on other wireless systems. We consider a UWB mass deployment in consumer devices that are operated either according to existing FCC regulations or proposed ETSI regulations.

UWB Interference to GSM systems

In GSM systems, the base stations are generally placed high and are inaccessible to the public. Therefore, when considering UWB devices, mostly handheld and with a short range due to power and frequency constraints, the interference from UWB devices at base stations will be fairly low. The situation is different when we consider the downlink, i.e. when the base station is transmitting and the mobile telephone is receiving. In this situation, the mobile phone will be surrounded by UWB devices integrated in either office electronics or personal communications devices carried by people. This situation is depicted in figure 1. Hence, we consider the downlink in GSM systems as more prone to interference. In order to compute the amount of interference to which a mobile phone is subjected, we consider a situation where the interfering UWB devices are uniformly distributed in the area surrounding the mobile phone with a certain device density per unit area. In this case, it is clear that the total interference generated by the UWB devices will be proportional to the UWB device density, the transmit power of the UWB devices and also will depend on the environment in which the mobile phone is placed. For example, in a typical indoor environment such as an office, furniture and walls will attenuate the interfering UWB signals much more than in the open field, resulting in a reduced total interference level, especially from UWB devices that are farther away.

Given a certain amount of UWB interference, the question is how this interference will affect the mobile phone. The key performance indicator for any communication system is the Signal-to-Interference-plus-Noise Ratio (SINR), a measure of the quality of the signal the mobile phone receives. For GSM, the interference consists of the UWB interference and the cochannel interference, due to other base stations that transmit on the same frequency. It can be shown that the level of cochannel interference is maximum at the cell limit.

Thus, we consider a downlink situation with the mobile phone placed at the cell limit. Our study's results indicate that no harmful interference is to be expected for GSM systems operating in the 900 MHz band for realistic UWB device densities. We consider the maximum realistic device density to be 0.2 UWB transmitters/m² or about 2 UWB transmitters in a three by three meter area. Since in reality, not all devices are continuously transmitting, the density of physically present devices can therefore be substantially higher. Furthermore, we have assumed the devices to be transmitting at the maximum power possible according to both the FCC and the proposed ETSI regulations. The ETSI and the FCC regulations are actually very similar. Indeed,

the permitted transmission power in the main band from 3 to 10 GHz is the same, the two only differ in the power attenuation required out-of-band, i.e. for frequencies less than 3 GHz and greater than 10 GHz. For out-of-band frequencies, the ETSI proposal is more stringent than the FCC regulation. Note that the 900 MHz band of the GSM services is clearly outside of the main transmission band of UWB. This is also true for GSM systems in the 1800 MHz band. However, in this case, the GSM band is much closer to the main transmission band of UWB and therefore the UWB interference is also much greater. In fact, the study revealed that the current FCC regulations afford insufficient protection for GSM 1800 services when the mobile is placed at the cell limit. This is in contrast to the proposed ETSI regulations that seem to have addressed the issue satisfactorily with more stringent out-of-band limits, leading to a maximum transmit power that is 19 dB lower than the corresponding FCC limit at 1800 MHz.

UWB Interference to WLANs

For WLAN systems, we consider the common IEEE 802.11a and IEEE 802.11b WLAN standards. The methodology employed was essentially identical to the one employed for GSM systems, however, without cochannel interference. While IEEE 802.11b systems operate in the unlicensed band at 2.4 GHz, IEEE 802.11a operates in the unlicensed band at 5 GHz and therefore in the main UWB transmission band. Our study has found that both systems are severely affected by UWB interference. In particular coexistence between UWB and IEEE 802.11a devices will be near impossible. For a single, continuously transmitting UWB device, the separation between the Access Point and the UWB device needs to exceed six metres for the loss in SINR to remain below 5 dB. Figure 2 shows a comparison between 802.11a and 802.11b, without and with UWB interference for a UWB device density of 0.2 transmitters/m². It can be seen that the range of IEEE 802.11b systems is approximately halved when UWB devices according to the proposed ETSI regulations are interfering. In the case of FCC-conformant UWB devices, the range is reduced by a factor of four. As mentioned above, the ETSI proposal and the FCC regulations permit equal transmit power in the

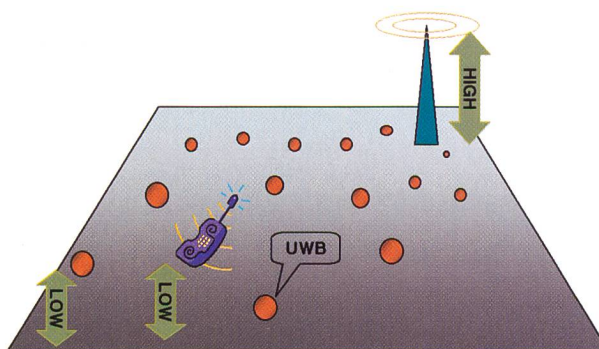


Fig. 1. In a GSM system, the base station location is high and inaccessible, whereas the mobile is lower and surrounded by UWB transmitters in office or personal communication devices. Therefore, the downlink is more critical regarding interference.


NIS-Prognosen und Nachweis



Selektives Mess- und Monitoring-System für EMF


Elektro-Magnetische Felder von Mobilfunkanlagen lassen sich mit dem System COMOBASE von Antennessa testen, nachweisen und Zertifizieren. Mit einer Empfindlichkeit von $<0.001\text{V/m}$ und einer Dynamik von bis zu 100V/m . Mit diesem System ist man in der Lage nichtionisierende Strahlung (NIS) nachzuweisen und deren Intensität zu Messen.

www.ccontrols.ch



EMF Visualisierung

Diese Software dient der Erstellung einer NIS-Prognose. Vorhersage Software für die Einschätzung von Strahlenbelastungen. Mit Hilfe von Softwaresimulationen kann sehr einfach die Strahlen Ausbreitung visualisiert werden. Es kann unter Anderem auch ein Feldstärkeplot generiert werden.



Wir beraten Sie gerne!

Rufen Sie uns an!

ANTENNESSA

Your Specialists for Semiconductor, Test & Measurement and Communications & Network

COMPUTER CONTROLS AG

Components

Instruments

Telecom

Neunbrunnenstr. 55 8050 Zürich Tel 01 308 66 66 Fax 01 308 66 55 Internet <http://www.ccontrols.ch>
Rte. de Lausanne 1400 Yverdon-les-Bains Tél 024 423 8200 Fax 024 423 8205 romand@ccontrols.ch

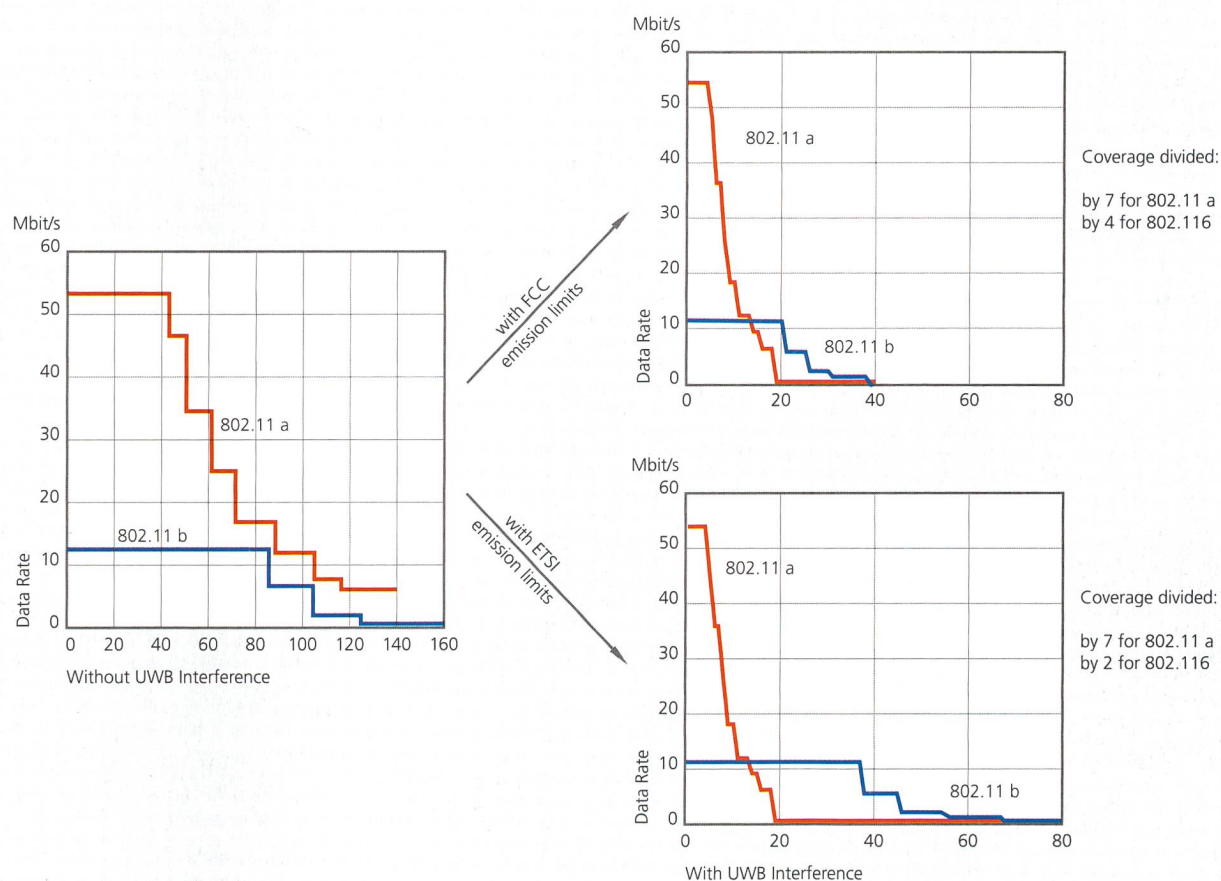


Fig. 2. Comparison of IEEE 802.11a and 802.11b, with and without UWB Interference.

main band between 3 and 10 GHz. Thence, there is no difference between the two when considering coexistence with IEEE 802.11a and the range is approximately divided by a factor of 7.

Finally, it is interesting to remark that IEEE 802.11b systems are able to provide higher throughput than IEEE 802.11a systems for distances greater than about twenty metres, something that is not true in the absence of UWB interference where IEEE 802.11a systems outperform IEEE 802.11b systems at nearly any distance.

Bluetooth

Like IEEE 802.11b, Bluetooth operates in the unlicensed 2.4 GHz band. Hence, a priori, one would assume that the effects would be about the same. However, Bluetooth was designed from the very beginning to be able to coexist with other services in the same band. This presumably led the designers to incorporate much larger interference margins. Computations have shown that Bluetooth can tolerate densities of up to 9 UWB devices/m², according to proposed ETSI regulations, and 1 UWB device/m², according to FCC regulations.

Hence, due to the large interference margin, Bluetooth is a lot more robust against UWB interference than IEEE 802.11b and coexistence will be possible.

Conclusions

The study found that no harmful interference is to be expected from a UWB mass deployment for GSM 900 systems for both current FCC regulations and proposed ETSI emission limits.

In the case of GSM 1800 systems, however, the protection afforded by the FCC regulations appears insufficient at the cell border, whereas the proposed ETSI limits are sufficiently stringent to avoid any significant interference. IEEE 802.11a/b systems will both potentially suffer significantly from UWB interference, whereas Bluetooth will be much more robust due to its larger interference margins. ■

References:

- C. Fischer, «An Introduction to Ultra Wide Band Radio», Comtec 07/08 2003
- D. Landi, C. Fischer, «The effects of UWB Interference on GSM systems», Int. Zurich Seminar on Communications, Feb. 2004

Fischer, Christian, Ph.D., M.Eng., Research Engineer, Swisscom Innovations, Berne, email: Christian.Fischer1@swisscom.com