

Zeitschrift: Entomologica Basiliensia et Collectionis Frey
Herausgeber: Naturhistorisches Museum Basel, Entomologische Sammlungen
Band: 28 (2006)

Artikel: A revision of the genus Afrophthalma L. Medvedev, 1978
(Chrysomelidae, Clytrinae)

Autor: Medvedev, Lev N.

DOI: <https://doi.org/10.5169/seals-980991>

Nutzungsbedingungen

Die ETH-Bibliothek ist die Anbieterin der digitalisierten Zeitschriften. Sie besitzt keine Urheberrechte an den Zeitschriften und ist nicht verantwortlich für deren Inhalte. Die Rechte liegen in der Regel bei den Herausgebern beziehungsweise den externen Rechteinhabern. [Siehe Rechtliche Hinweise.](#)

Conditions d'utilisation

L'ETH Library est le fournisseur des revues numérisées. Elle ne détient aucun droit d'auteur sur les revues et n'est pas responsable de leur contenu. En règle générale, les droits sont détenus par les éditeurs ou les détenteurs de droits externes. [Voir Informations légales.](#)

Terms of use

The ETH Library is the provider of the digitised journals. It does not own any copyrights to the journals and is not responsible for their content. The rights usually lie with the publishers or the external rights holders. [See Legal notice.](#)

Download PDF: 02.02.2025

ETH-Bibliothek Zürich, E-Periodica, <https://www.e-periodica.ch>

A revision of the genus *Afrophthalma* L. Medvedev, 1978 (Chrysomelidae, Clytrinae)

by Lev N. Medvedev

Abstract. A key to the African genus *Afrophthalma* L. Medvedev, 1978 is proposed. Nine new species: *A. transvaalica* (South Africa), *A. camerunica* (Cameroon), *A. daccordii* (Zaire, Tanzania), *A. regalini* (Tanzania), *A. zoiai* (Kenya), *A. aethiopica*, *A. oculata* (Ethiopia), *A. cylindriformis* (Erytrea), *A. kantneri* spp.nov. (Malawi) and one subspecies: *A. elongata nigriventris* ssp.nov. (Ethiopia) are described. *A. postica* Lefevre, 1877 syn.nov. is synonymized with *A. zanzibarica* Lefevre, 1877. The subspecies *A. apicalis upembana* Jolivet, 1955 is established as the species *A. upembana* Jolivet, 1955 stat.nov. The status of *A. usambarica* ab. *mombonensis* Weise, 1902, later classified within *A. zanzibarica* Lefevre, 1877, is resolved. The species *Gynandrophthalma atrofasciata* Bryant, 1948 is newly combined with the genus *Afrophthalma*.

Key words. Coleoptera – Chrysomelidae – Clytrinae – *Afrophthalma* – Africa – new taxa – synonymy

Abbreviations

NHMB	Naturhistorisches Museum, Basel, Switzerland
FK	František Kantner collection, Lipí u Českých Budějovic, Czech Republic
JB	Jan Bezděk collection, Brno, Czech Republic
LM	Lev Medvedev collection, Moscow, Russia
RR	Renato Regalin collection, Milan, Italy
SANC	South African Collection of Insects, ARC-Plant Protection Institute, Pretoria, South Africa
IRSNB	Institut royal des Sciences naturelle de Belgique, Bruxelles, Belgique

Taxonomy

Afrophthalma L. Medvedev, 1978

Diagnosis. The genus *Afrophthalma* L. Medvedev, 1978 was established as a group of species originally classified within the large genus *Smaragdina* Chevrolat, 1837. *Afrophthalma* is characterized by distinct posterior pronotal angles (base of pronotum rounded in *Smaragdina*), elongate body, excavated anterior margin of clypeus, and frons more or less distinctly narrowed towards the rear; eyes of males mostly enlarged.

Distribution. The genus is distributed in Africa south of Sahara and the Arabian Peninsula.

Remarks. Species of this genus differ from one other largely in their colour patterns, which are relatively constant. The structure of the aedeagus is also useful; however, some species have nearly identical aedeaguses with simple triangular apices.

I have had the opportunity to study type specimens of almost all the species of the genus and I hope that the preliminary key to species given below may be useful to the further investigation of *Afrophthalma*.

A key to the species

- 1(22) Antennae entirely fulvous, rarely apical segments darkened to a greater or lesser extent. Underside, legs and scutellum fulvous.
- 2(9) Prothorax bicoloured or rarely entirely black.
- 3(4) Elytra with basal, median and preapical black bands (Fig. 1). Clypeus with subquadrate emargination. Length 6.0–7.0 mm. Mozambique, RSA (Natal). ***A. trifasciata* (Jacoby, 1904)**
- 4(3) Elytra with basal and preapical black bands.
- 5(8) Elytral basal band touches anterior margin (Fig. 2). Clypeus with triangular emargination. Antennae entirely fulvous.
- 6(7) Prothorax fulvous with central black spot. Length 4.8–5.0 mm. Somali, Kenya, Tanzania. ***A. somaliensis* (Jacoby, 1898)**
- 7(6) Prothorax black, sometimes with fulvous base. Length 5.0–6.3 mm. Ethiopia. ***A. somaliensis* Jacoby, 1898** (colour variation)
- 8(5) Elytral basal band removed from anterior margin (Fig. 3). Anterior margin of clypeus with trapeziform emargination. Antennae with partly darkened apical segments. Length 4.0–4.3 mm. RSA (Transvaal).
..... ***A. transvaalica* sp.nov.**
- 9(2) Prothorax entirely fulvous.
- 10(13) Elytra bicoloured or fulvous with black spot or bands.
- 11(12) Posterior angles of prothorax elevated. Frons strongly punctate. Anterior margin of clypeus with shallow and broad arcuate emargination. Elytra with black spot near side margin beyond centre (Fig. 4). Length 3.9–4.8 mm. Saudi Arabia. ***A. antipaeformis* L. Medvedev, 1993**
- 12(11) Posterior angles of prothorax not elevated. Elytra bicoloured. Frons smooth or indistinctly punctate. Species from Africa.
- 13(10) Elytra with basal and postmedian black bands. Head black with dark fulvous anterior part (given as black in the original description). Antennae fulvous in type specimen studied, but according to description apical segments more or less pitch-black. Length 3.5–5.5 mm. Ethiopia. [Species appears to be very near to *A. zanzibarica*. See also point 77.]
..... ***A. jucunda* (Lefevre, 1877)**
- 14(17) Elytra black in the forward part, fulvous in the rear.
- 15(16) Prothorax practically impunctate. Anterior margin of clypeus with distinct triangular emargination. Elytra black with fulvous apex and side margin in posterior part (it was described as *Gynandrophthalma*

- bicolor*), rarely fulvous with anterior quarter black (Fig. 5, 6). Length 5.0–6.5 mm. Rhodesia, RSA: Transvaal, Natal. (syn. *A. bicolor* Jacoby, 1889).
 ***A. basipennis* (Lacordaire, 1848)**
- 16(15) Prothorax distinctly punctate at base. Anterior margin of clypeus with feeble arcuate emargination, almost straight. Elytra fulvous with anterior quarter black (Fig. 7). Length 6.0–7.0 mm. Guinea Bissau, Cameroon, Congo, north Zaire. ***A. basalis basalis* (Jacoby, 1894)**
- 17(14) Elytra entirely fulvous.
- 18(21) Eyes not very large, frons between eyes distinctly broader than diameter of eye.
- 19(20) Frons of male narrowed to the rear, in male about twice as wide as eye at its maximum. Anterior margin of clypeus with feeble arcuate emargination. Prothorax punctured at base. Aedeagus with simple triangular apex. Length 6.0–7.0 mm. Zaire.
 ***A. basalis ghesquierei* L. Medvedev, 1993**
- 20(19) Frons not narrowed to the rear, in male about 1.3 times as wide as eye. Anterior margin of clypeus in male with broad rectangular emargination (Fig. 43). Prothorax impunctate. Aedeagus with trilobular apex (Fig. 47). Length 4.35–6.1 mm. Kenya, Malawi.
 ***A. neptunus* L. Medvedev et Regalin, 1998**
- 21(18) Eyes enormous, frons of male very narrow between eyes, about 0.5 of transverse diameter of eye. Anterior margin of clypeus with feeble arcuate emargination. Prothorax finely punctate, with more large punctures at base. Aedeagus with simple triangular apex (Fig. 48). Length of male 4.7–5.1 mm, female unknown. Cameroon.
 ***A. camerunica* sp.nov.**
- 22(1) Antennae black with fulvous basal segments.
- 23(36) Prothorax entirely black, rarely with anterior margin fulvous at sides.
- 24(25) Head and legs fulvous, underside black with fulvous final abdominal segments. Elytra fulvous with broad black band just beyond centre (Fig. 8). Length 7.8–8.0 mm. ... ***A. atrofasciata* (Bryant, 1948) (comb.nov.)**
- 25(24) Head, underside and legs black.
- 26(29) Aedeagus with deep emargination at apex. Frons broad, deeply and densely punctate. Anterior margin of clypeus with shallow triangular emargination. Body narrow, parallel-sided. Elytra about 1.8 times as long as wide.
- 27(28) Elytra fulvous with black triangular spot beyond centre, near suture (Fig. 9). Aedeagus – Fig. 49. Length 5.0–6.1 mm. Malawi.
 ***A. bezdeki* L. Medvedev et Kantner, 2004**

- 28(27) Elytra entirely fulvous. Aedeagus – Fig. 50. Length 5.0 mm. Uganda.
..... ***A. medvedevi* Bezděk et Kantner, 2005**
- 29(26) Aedeagus not emarginate at apex (unknown in *A. minuta* L. Medv.).
Elytra entirely fulvous.
- 30(31) Frons strongly punctate, with deep groove. Anterior margin of clypeus
triangularly incised. Body narrow, parallel-sided, elytra 1.9 times as
long as wide. Prothorax distinctly punctate, especially near base.
Aedeagus (Fig. 51) with sharp ridge on upperside before orifice. Length
4.8–6.5 mm. Zaire. ***A. basilewskyi* L. Medvedev, 1993**
- 31(30) Frons impunctate or with a few punctures near eyes.
- 32(33) Body small, 4.4–4.8 mm. Body elongate, cylindrical. Frons with 3
grooves. Anterior margin of clypeus trapeziform emarginate. Elytra
feebly punctate, especially in apical part. Prothorax very smooth except
for a few punctures near base. Male unknown. RSA: Transvaal.
..... ***A. minuta* L. Medvedev, 1993**
- 33(32) Body not less than 6.5 mm. Prothorax impunctate.
- 34(35) Body cylindrical in male, broader in female. Scutellum fulvous.
Anterior margin of clypeus arcuately emarginate. Elytra distinctly
punctate, in male 1.65 times, in female 1.55–1.6 times, as long as wide.
Aedeagus (Fig. 52) with longitudinal groove on underside, without
ridge on upperside. Length of male 6.5 mm, of female 7.0–8.3 mm. Zaire,
North Tanzania. ***A. daccordii* sp.nov.**
- 35(34) Body elongate ovate, broad. Scutellum black. Anterior margin of
clypeus with trapeziform emargination. Elytra practically impunctate,
1.45–1.65 times as long as wide. Aedeagus (Fig. 53) with longitudinal
groove on underside and longitudinal ridge on upperside before orifice.
Length 8.0–9.2 mm. Tanzania. ***A. polita* (Weise, 1906)**
- 36(23) Prothorax bicoloured or entirely fulvous.
- 37(46) Elytra fulvous with basal band, narrow lateral margin and apex black
(Figs 10–12). Anterior margin of clypeus with subquadrate
emargination.
- 38(39) Black basal band interrupted near scutellum, its hind margin serrate and
incised opposite humerus (Fig. 10). Metasternum black. Scutellum
almost rectangular. Aedeagus with strongly elongate apex (Fig. 54).
Length 4.9–6.0 mm. Ethiopia. ***A. hiekei* (L. Medvedev, 1971)**
- 39(38) Black basal band not interrupted near scutellum and not incised on hind
margin (Figs 11, 12). Underside entirely fulvous. Scutellum distinctly
narrowed towards the rear. Aedeagus with short triangular apex (Fig.
55). Length 4.4–5.5 mm.

- 40(45) Prothorax entirely fulvous. Scutellum fulvous.
- 41(44) Head black with fulvous anterior part.
- 42(43) Suture not black (Fig. 11). Ethiopia, Malawi.
..... ***A. lefevrei lefevrei* (Chapuis, 1879)**
- 43(42) Suture narrowly black (Fig. 12). East Kenya, East Tanzania.
..... ***A. lefevrei nigrosuturalis* L. Medvedev, 1978**
- 44(41) Head and elytral suture fulvous. Zaire (very common in Tanzania (Morogoro),
RSA: Transvaal, Namibia. ***A. lefevrei ruficeps* L. Medvedev, 1993**
- 45(40) Prothorax fulvous with black sides, anterior margin and sometimes
central part. Head black with fulvous anterior part, scutellum black,
suture fulvous. Rwanda.
..... ***A. lefevrei bicoloricollis* L. Medvedev et Beenen, 2005**
- 46(37) Elytra otherwise marked or elytral pattern metallic.
- 47(60) Prothorax bicoloured or fulvous with black spots.
- 48(57) Underside entirely or partly black. Scutellum black.
- 49(56) Underside entirely black. Preapical antennal segments feebly transverse,
not more than 1.5 times as wide as long.
- 50(53) Head entirely black. Prothorax with central black rhomboidal spot.
- 51(52) Elytra with dark stripe on suture in anterior part. Femora fulvous with
black apices, tibiae and tarsi black. Scutellum trapeziform. Anterior
margin of clypeus with triangular emargination. Length 4.5–5.5 mm.
Tanzania. ***A. schereri* (L. Medvedev, 1970)**
- 52(51) Elytra and legs entirely fulvous. Scutellum triangular. Anterior margin
of clypeus with feeble arcuate emargination. Length 3.9 mm. Tanzania. ...
..... ***A. regalini* sp.nov.**
- 53(50) Head black with fulvous anterior half. Anterior margin of clypeus with
subquadrate emargination.
- 54(55) Prothorax fulvous with central black spot, strongly narrowed towards
the front. Elytra with black sutural stripe strongly narrowed to both ends
(Fig. 23). Legs entirely fulvous. Scutellum trapeziform, but feebly
narrowed towards the rear. Length 8.2 mm. Kenya. ***A. zoiai* sp.nov.**
- 55(54) Prothorax fulvous with black spot on each side of base (Fig. 42). Elytra
entirely fulvous. Legs black with fulvous knees. Scutellum trapeziform,
but distinctly narrowed towards the rear. Length 7.3 mm. Ethiopia.
..... ***A. aethiopica* sp.nov.**
- 56(49) Underside black with fulvous abdomen. Preapical antennal segments
strongly transverse, about twice as wide as long. Prothorax fulvous with

- rhomboidal central spot, each elytron with 4 black spots, usually more or less connected (Figs 13–15) or partly reduced. Head black with fulvous anterior part, legs fulvous. Aedeagus with elongate apex (Fig. 56). Length 5.1–5.9 mm. Zambia, RSA: Cape.
 ***A. mirabilis* Erber et L. Medvedev, 2002**
- 57(48) Underside and legs fulvous. Elytra with basal and postmedian black band. Anterior margin of clypeus with trapeziform emargination.
- 58(59) Anterior elytral band removed from basal margin (Fig. 19). Prothorax fulvous with central black spot, often partly or entirely reduced (Figs 37–41). Frons distinctly punctate. Aedeagus – Fig. 57. Length 3.8–4.8 mm. See also point 79. RSA: Transvaal.
 ***A. subbasalis* L. Medvedev et Erber, 2003**
- 59(58) Anterior elytral band touches basal margin. Frons impunctate. Prothorax fulvous with more or less darkened anterior and lateral margins and middle part, sometimes dark with dirty fulvous sides. Scutellum fulvous. Head black with fulvous anterior part.
- Anterior margin of clypeus with trapeziform emargination. Length 5.4–6.3 mm. Ethiopia (terra typica), ?Zaire. [Species not quite clear, perhaps a local form of *A. zanzibarica*.] ***A. incerta* (Lefevre, 1877)**
- 60(47) Prothorax entirely fulvous.
- 61(74) Elytra black or metallic, mostly with fulvous apex.
- 62(71) Anterior margin of clypeus with subquadrate or trapeziform emargination. Legs fulvous. The exact taxonomical status of these species is not quite clear. Males generally much smaller than females.
- 63(70) Apex of aedeagus triangular with acute extreme tip.
- 64(65) Species from South Africa. Elytra entirely black, but sometimes with red or fulvous apices. Scutellum trapeziform. Aedeagus with deep longitudinal groove on underside before apex. Length 3.5–5.3 mm. RSA: Transvaal, Natal, Cape. ***A. atripennis* (Lacordaire, 1848)**
- 65(64) Species from West, Central and East Africa. Body size very variable.
- 66(67) Elytra metallic blue or blackish-blue, usually with fulvous apex; sometimes dark colours strongly reduced (Figs 16–18), rarely elytra entirely fulvous with feeble metallic lustre. Scutellum trapeziform (Fig. 44). Aedeagus lacking impressions on underside. Length of male 3.2–8.2 mm, female 4.4–7.4 mm. West Africa: Sierra Leone, Guinea, Cameroon, Gabon. [Indication for South Africa (LACORDAIRE 1848) appears to be in error.] (syn. *A. deyrolleii* Jacoby, 1894). ***A. apicalis apicalis* (Jacoby, 1891)**
- 67(66) Elytra black with fulvous apex. Aedeagus with narrow impressed line on underside before apex.

- 68(69) Scutellum almost quadrate, very feebly narrowed towards the rear (Fig. 45). Length 6.3–8.8 mm. Zaire, Kenya. ***A. apicalis socia* (Weise, 1924)**
- 69(68) Scutellum trapeziform, distinctly narrowed towards the rear. Length 6.5–7.0 mm. Tanzania, ?Namibia, ?RSA: Natal.
..... ***A. apicalis* ab. *mombonensis* (Weise, 1902) (comb.nov.)**
- 70(63) Apex of aedeagus triangular with rounded extreme tip, underside with longitudinal groove before apex and ovate impressions on sides of apical triangle (Fig. 58). Scutellum trapeziform. Length 8.2 mm. Cameroon. ***A. sp. A***
- 71(62) Anterior margin of clypeus arcuately or triangularly emarginate. Elytra black with fulvous apex.
- 72(73) Anterior margin of clypeus triangularly emarginate. Legs entirely fulvous. Apex of aedeagus triangular (Fig. 59). Scutellum triangular. Length 6.5 mm. Zaire. [Unclear species, only the type is known.]
..... ***A. auriculata* (Burgeon, 1942)**
- 73(72) Anterior margin of clypeus arcuately emarginate. Legs fulvous with black tarsi. Apex of aedeagus elongate triangular (Fig. 60). Scutellum distinctly trapeziform. Length 5.4–6.0 mm. Zaire.
..... ***A. upembana* (Jolivet, 1955) (stat.nov.)**
- 74(61) Elytra not black but with fulvous apex.
- 75(80) Elytra with basal and postmedian black bands.
- 76(79) Anterior elytral band touches basal margin (Fig. 20).
- 77(78) Head black with dark fulvous anterior part (black according to original description). Antennae fulvous with pitch-black apical segments according to description, but entirely fulvous in type specimen studied. Anterior margin of clypeus with triangular emargination. Length 3.5–5.5 mm. Ethiopia. [Species is very near to *A. zanzibarica* Lef. See also point 13.]
..... ***A. jucunda* Lefevre, 1877 (comb.nov.)**
- 78(77) Head fulvous. Antennae black with fulvous basal segments. Frons impunctate. Anterior margin of clypeus with trapeziform emargination. Scutellum trapeziform. Elytral bands sometimes connected along side margin (ab. *usambarica* Weise, Fig. 21). Aedeagus with acute triangular apex. Length 3.7–5.7 mm. Ethiopia, Zaire, Malawi, Tanzania, Namibia, RSA: Transvaal. (syn. *A. usambarica* Weise, 1902; *fastidiosa* Lefevre, 1877; *postica* Lefevre, 1877 syn.nov.). ***A. zanzibarica* Lefevre, 1877**
- 79(76) Anterior elytral band removed from basal margin (Fig. 19). Anterior margin of clypeus with trapeziform emargination. Prothorax with central black spot, often partly or entirely reduced (Fig. 37–41). Frons distinctly punctate. Aedeagus – Fig. 57. Length 3.8–4.8 mm. See also point 58. RSA: Transvaal. ***A. subbasalis* L. Medvedev et Erber, 2003**

- 80(75) Elytra otherwise marked or entirely fulvous.
- 81(106) Anterior margin of clypeus with subquadrate or trapeziform emargination.
- 82(83) Vertex with deep longitudinal furrow ending anteriorly in frontal groove. Entirely fulvous (except antennae), rarely with longitudinal, poorly delimited spot beyond centre (Fig. 22) (ab. *binotata*) which is sometimes strongly enlarged (ab. *latenotata* Pic). Frons very broad, parallel-sided. Aedeagus with acute triangular apex. Length 7.0–8.6 mm. Cameroon. (syn. *A. binotata* Pic, 1951, *latenotata* Pic, 1951, *verticalis* L. Medvedev, 1971). ***A. sulcaticeps* (Pic, 1951)**
- 83(82) Vertex without furrow.
- 84(89) Dark elytral pattern metallic blue or blackish blue.
- 85(86) Species from Arabia. Elytra with longitudinal stripe along side margin, sometimes strongly widened or reduced to spot before apex near side margin (Figs 24–26). Head, underside and legs fulvous. Aedeagus with acute triangular apex. Length 3.9–5.5 mm. Saudi Arabia, Yemen, Oman.
..... ***A. arabica* Bryant, 1957**
- 86(85) Species from Africa. Elytral pattern different.
- 87(88) Elytral pattern variable, but usually with stripe on side margin (Figs 27–30). Head fulvous or with black vertex, legs fulvous, underside fulvous or with black metasternum. Aedeagus with acute triangular apex, lacking impressions on underside. Length 6.0–7.5 mm. Ethiopia. [Appears to be very near to *A. apicalis*.] ***A. liturata* (Lefevre, 1883)**
- 88(87) Elytra pattern variable (Figs 17, 18), but without stripe on side margin. Head, underside and legs fulvous. See also point 66. West Africa.
..... ***A. apicalis apicalis* (Jacoby, 1891)**
- 89(84) Elytral pattern black or elytra fulvous.
- 90(93) Head and legs black. Upperside fulvous with black scutellum. Aedeagus with acute triangular apex.
- 91(92) Underside entirely black. Length 3.7–5.0 mm. RSA: Transvaal, Natal, Cape east of 25°E. ***A. nitidiceps nitidiceps* (Lacordaire, 1848)**
- 92(91) Breast black, abdomen fulvous with black apex. Length 4.8 – 5.6 mm. RSA: Cape west of 25°E. ***A. nitidiceps ventralis* (Lacordaire, 1848)**
- 93(90) At least legs fulvous.
- 94(97) Underside partly or entirely black.
- 95(96) Underside entirely black, upperside fulvous with base of scutellum black. Length 3.5 mm. Namibia: Gobabed. [Single male.] ***A. sp. B***

- 96(95) Underside black with fulvous abdomen. Upperside fulvous, base of scutellum and dark stripe on elytra in middle of lateral margin, often indistinct or poorly delimited, sometimes whole rear half of elytra dark piceous (Figs 31, 32). Aedeagus with acute triangular apex (Fig. 61). Length 3.6–4.7 mm. RSA: Cape, Namaqualand; Namibia.
..... ***A. braunsi* L. Medvedev, 1993**
- 97(94) Underside fulvous. Aedeagus with acute triangular apex.
- 98(103) Prothorax rounded at the sides, distinctly transverse (1.5–1.65 times as wide as long). Elytra about 1.5–1.55 as long as wide.
- 99(100) Body fulvous, elytra with spot beyond centre near side margin (Fig. 33). Prothorax 1.65 times as wide as long. Length 3.8–5.7 mm. Ethiopia, Tanzania. [Species not very clear, possibly only a local form or subspecies of the next species.] ***A. pauli* (Weise, 1902)**
- 100(99) Elytra without spot.
- 101(102) Head fulvous. Body fulvous, rarely elytra with poorly delimited piceous stripe on side margin. Length 4.2–7.2 mm. Senegal, Dahomey, Guinea, Guinea-Bissau, Ghana, Cameroon, Zaire, Uganda, Malawi (syn. *A. miopristoides* Burgeon, 1942).
..... ***A. filiformis* (Lacordaire, 1848)**
- 102(101) Head black with fulvous anterior part. Length 4.5–5.5 mm. Zaire, Uganda.
..... **?*A. filiformis* (Lacordaire, 1848)**
- 103(98) Prothorax with straight and parallel-sided lateral margins, feebly transverse (1.25–1.35 times as wide as long). Elytra more elongate, 1.7–1.9 times as long as wide. Body entirely fulvous (except antennae).
- 104(105) Prothorax 1.25 times as wide as long, elytra 1.9 times as long as wide. Aedeagus – Fig. 62. Length 5.4 mm. Eritrea. ... ***A. cylindriformis* sp.nov.**
- 105(104) Prothorax 1.35 times as wide as long, elytra 1.7 times as long as wide. Length 5.4 mm. Nigeria, 1 female. [Possibly identical with preceding species.]
..... ***A. sp. C***
- 106(81) Anterior margin of clypeus with triangular or arcuate emargination.
- 107(110) Elytra with circular spot beyond centre (Figs 34, 35).
- 108(109) Body red fulvous. Elytral spot large, touches lateral and sometimes sutural margin (Fig. 34). Aedeagus – Fig. 63. Length 5.8–7.2 mm. Malawi. ***A. malawica* L. Medvedev et Kantner, 2004**
- 109(108) Body fulvous, head, scutellum, underside and femora black. Elytral spot not large, elongate (Fig. 35). Length 4.4 mm. RSA: Zululand. [Single female.]
..... ***A. sp. D***
- 110(107) Elytra without circular spots, sometimes with black lateral margin.

- 111(112) Prothorax as wide as long (male) or 1.1 times as long (female), almost quadrate, very feebly narrowed towards the front, with straight side margin. Fulvous, posterior part of head, scutellum, underside including pygidium and tarsi black. Body narrow, very elongate. Aedeagus – Fig. 64. Length 5.7–6.6 mm. Malawi. *A. kantneri* sp.nov.
- 112(111) Prothorax distinctly transverse.
- 113(116) Head, scutellum and underside black.
- 114(115) Scutellum triangular (Fig. 46). Elytra 1.5 times as long as wide, with feeble punctures arranged in irregular rows. Prothorax 1.35–1.4 times as wide as long. Labrum black or piceous, bases of femora black. Aedeagus – Fig. 65. Length 2.8–3.1 mm. Zimbabwe, Namibia, RSA: Transvaal. *A. pygmaea* L. Medvedev et Erber, 2003
- 115(114) Scutellum trapeziform with distinctly truncate apex. Elytra 1.9 times as long as wide, with confused punctures. Prothorax 1.5 times as wide as long. Labrum and femora fulvous. Aedeagus – Fig. 66. Length 3.5–5.1 mm. Malawi. *A. nigricapitis* L. Medvedev et Kantner, 2004
- 116(113) At least anterior part of head fulvous.
- 117(120) Scutellum and underside black.
- 118(119) Elytra with black stripe on sides just beyond centre (Fig. 36), rarely absent. Mid- and hind femora black in basal half. Prothorax not narrowed towards the front, with straight side margins, 1.45 times as wide as long. Elytra 1.8 times as long as wide. Aedeagus as in *A. elongata*. Length 5.1–6.3 mm. Namibia, RSA: Transvaal. [It was described as a subspecies of *A. elongata*, but possibly a valid species.] *A. elongata bilineella* L. Medvedev, 1969
- 119(118) Elytra without black stripe on sides. Femora fulvous. Prothorax narrowed towards the front, with rounded side margins, 1.55–1.75 times as wide as long. Elytra 1.65–1.7 times as long as wide. Aedeagus as in *A. elongata elongata*, but without longitudinal groove on underside. Ethiopia. *A. elongata nigriventris* subsp.nov.
- 120(117) Scutellum fulvous.
- 121(124) Legs and underside entirely fulvous. Sides of prothorax rounded.
- 122(123) Apex of aedeagus very long and acute, underside with longitudinal ridge and impression on each side (Fig. 67). Anterior tarsus of male more wide than apex of tibia, segment 1 as long as wide. Head darkened. Length 4.8 mm. Cameroon. *A. oculata* sp.nov.
- 123(122) Apex of aedeagus triangular and acute, but not produced, underside with more or less distinct longitudinal groove (Fig. 68). Anterior tarsus of male not widened, with segment 1 distinctly elongate. Head not

darkened. Frons of male 0.7 times as wide as eye. Prothorax 1.7 times as wide as long, elytra 1.6 times as long as wide. Length 3.5–7.0 mm. Distributed practically all over tropical Africa, but especially abundant in West and Central Africa. Very common but not very well-studied species with numerous local forms that might be subspecies or aberrations. Sierra Leone (terra typica), Guinea, Nigeria, Ghana, Togo, Cameroon, Congo (Brazzaville), Ethiopia, Zaire, Burundi, Kenya, Tanzania, RSA: Transvaal, Natal.
 *A. elongata elongata* (Jacoby, 1897)

124(121) Legs and underside not entirely fulvous.

125(128) Prothorax distinctly narrowed towards the front, with side margins rounded. Underside usually fulvous.

126(127) Tarsi black. Length 6–7 mm. Zaire.
 *A. elongata ab. luluensis* (Burgeon, 1942)

127(126) Tibiae and tarsi black. Length 3.8–5.6 mm. Nigeria, Zimbabwe, Malawi, Tanzania (terra typica). [In East Africa more common than typical form.]
 *A. elongata ab. kwaiensis* (Weise, 1902)

128(125) Prothorax feebly narrowed towards the front, with straight side margins, 1.35–1.5 times as wide as long. Elytra 1.7 times as long as wide. Breast black, abdomen partly black, tibiae and tarsi more or less darkened. Aedeagus as in *A. elongata* Jac. Length 3.8–5.4 mm. Kenya, Tanzania. [Indication for Namibia (ERBER & MEDVEDEV 2004) may be attributed to unspotted *A. elongata bilineella*. Possibly a valid species.]
 *A. elongata cylindrica* L. Medvedev, 1971


Afrophthalma transvaalica sp.nov.

Type material. Holotype (male): South Africa, Transvaal, Kruger National Park, Shingwidzi, 23.07 S, 31.26 E, 350 m, 6.II.1988, on light, leg. Grobbelaar (SANC).

Paratypes: South Africa, Kruger National Park, Skukuza, 24.59 S, 31.35 E, 292 m, 14–17.I.1985, on light, leg. N. W. Mansell, 1 male (LM); – Skukuza, Nas. KW (6 km na Ond. Sabie), 18.III.1970, leg. H. van Schalkwyk, 1 female (SANC); South Africa, Transvaal, Pongolapoort Dam Nat. Res., 27/20/ S, 31.57 E, 150 m, 7.II.1990, leg. E. Grobbelaar, 1 female (SANC); – South Africa, Transvaal, Pongola Poort Nat. Reserve, 27.20 S, 31.57 E, 7.XI.1990, leg. N. Verheijen, 1 male (LM); – South Africa, MPU National Park, 15 km NE Hectorspruit, 25/20 S, 31.46 E, 2–5.XI.1994, leg. R. Stals, M. Vogt & T. Joubert, 1 male (SANC); – South Africa, National Unfolozi Game Res., 28/19 S, 31.50 E, 10.III.1978, leg. P. Reavell, 1 female (SANC).

Description. Fulvous, transverse band on frons, sometimes interrupted, round or cordiform spot in middle of prothorax, postbasal and preapical bands on elytra (Fig. 3), both interrupted on suture, black. Antennae entirely fulvous or with more or less darkened preapical segments.

Body narrow and elongate, parallel-sided or slightly widened towards the rear. Head impunctate, with deep groove on frons. Clypeus with trapeziform emargination at centre. Eyes large, frons 1.2 times as wide as eye. Prothorax 1.45 times as wide as eye, slightly narrowed towards the front, with sides very feebly rounded. Surface moderately



Figs 1–18. Colour pattern of elytron: 1, *A. trifasciata* Jacoby; 2, *A. somaliensis* Jacoby; 3, *A. transvaalica* L. Medvedev; 4, *A. antipaeformis* L. Medvedev; 5, 6, *A. basipennis* Lacordaire; 7, *A. basalis* Jacoby; 8, *A. atrofasciata* Bryant; 9, *A. bezdeki* L. Medvedev et Kantner; 10, *A. hiekei* L. Medvedev; 11, *A. lefevrei lefevrei* Chapuis; 12, *A. lefevrei nigrosuturalis* L. Medvedev; 13–15, *A. mirabilis* Erber et L. Medvedev; 16–18, *A. apicalis apicalis* Jacoby.

convex and finely punctate, mostly in anterior half. Elytra 1.5 times as long as wide, slightly widened towards the rear, more distinctly in female, surface lustrous and impunctate. Aedeagus with acute triangular apex, lacking impressions on underside.

Length 4.0–4.3 mm.

Differential diagnosis. See key above.

***Afrophthalma camerunica* sp.nov.**

Type material. Holotype (male): Kamerun (Cameroon), Job-Albrechtshoehe, 25.III–10.IV.1898, leg. L. Conradt (LM).

Paratype: Kamerun (Cameroon), leg. L. Conradt, 1 male (LM).

Description. Entirely fulvous.

Body narrow, elongate. Head as wide as prothorax, impunctate. Anterior margin of clypeus with feebly arcuate emargination. Eyes very large. Frons strongly narrowed towards the rear, very narrow between eyes, about 0.5 times as wide as diameter of eyes, with groove through centre. Antennae distinctly serrate from segment 5, segment 4 feebly triangular, segments 5–7 more broad than apical ones. Prothorax 1.7 times as wide as long, very slightly narrowed towards the front, sides rounded, surface lustrous, indistinctly punctate. Scutellum elongate trapeziform, impunctate. Elytra 1.65 times as long as wide, lustrous, very finely punctate. Aedeagus (Fig. 48) with simple triangular apex, lacking impressions on underside.

Length of body 4.7–5.1 mm.

Differential diagnosis. See key above.

***Afrophthalma atrofasciata* (Bryant, 1948) (comb.nov.)**

Gynandrophthalma atrofasciata: BRYANT (1948).

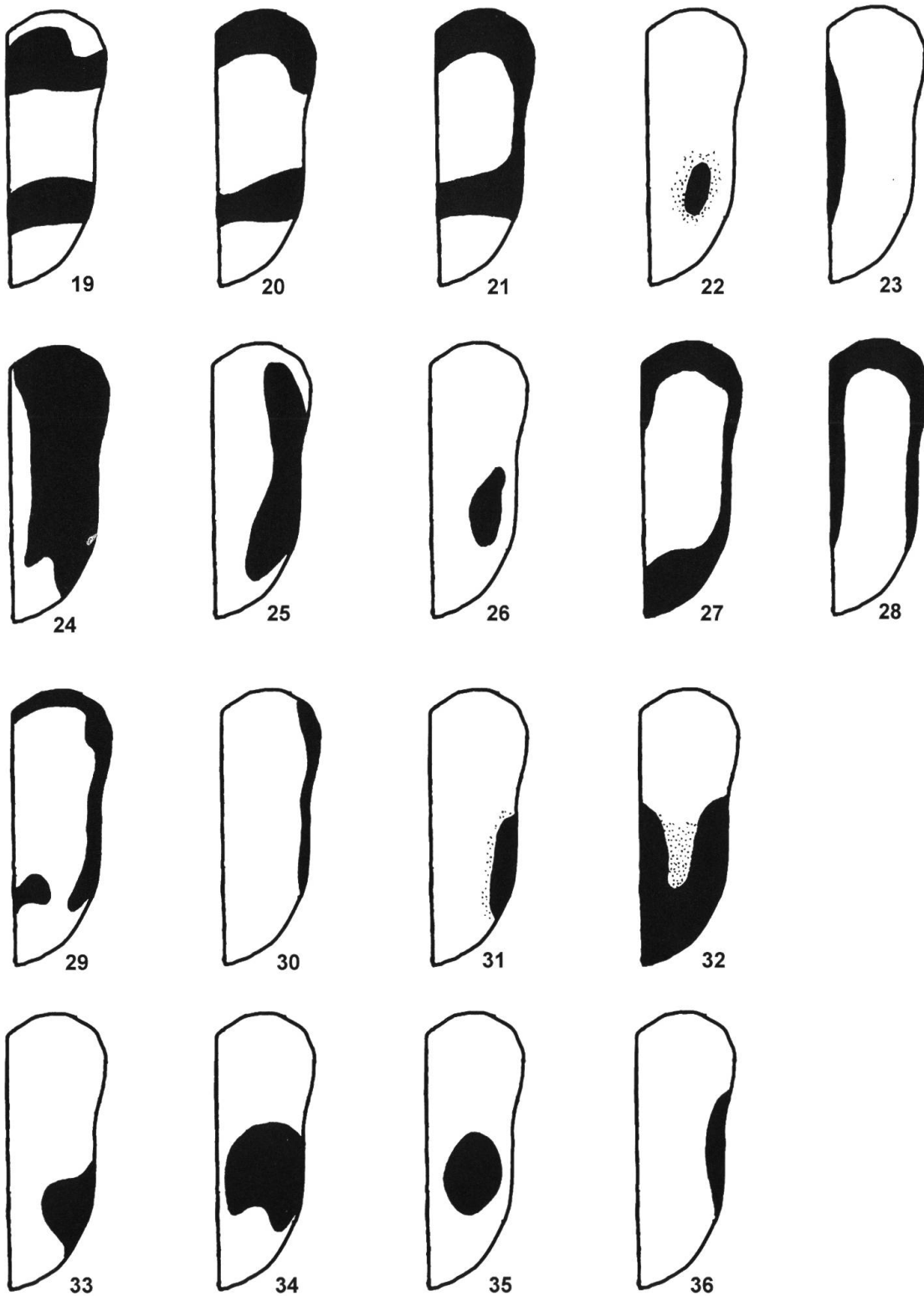
Remarks. *Gynandrophthalma atrofasciata* Bryant, 1948 has distinct hind angles to the prothorax and therefore the species has been removed to genus *Afrophthalma* L. Medvedev, 1978. The type specimen was studied.

***Afrophthalma regalini* sp.nov.**

Type material. Holotype (female): S. Tanganyika (Tanzania): S. Ufipa, 7 km to Msamwia, 8.II.1909, leg. S. G. Fromm (LM).

Description. Black, prothorax fulvous with rhomboidal black spot at centre touching anterior and basal margins, scutellum black, basal segments of antennae, elytra and legs fulvous, labrum piceous.

Body narrow, elongate. Head with longitudinal groove on frons and with a few punctures before this groove, remainder of surface impunctate. Anterior margin of clypeus with triangular emargination. Frons broad, practically not narrowing towards the rear, 2.1 times as wide as diameter of eye. Antennae distinctly serrate from segment 5, segment 4 triangular, segments 6–10 feebly transverse, not more than 1.5 times as wide



Figs 19–36. Colour pattern of elytron: 19, *A. subbasalis* L. Medvedev et Erber; 20, 21, *A. zanzibarica* Lefevre; 22, *A. sulciceps* Pic; 23, *A. zoiai* sp.nov.; 24–26, *A. arabica* Bryant; 27–30, *A. liturata* Lefevre; 31, 32, *A. braunsi* L. Medvedev; 33, *A. pauli* Weise; 34, *A. malawica* L. Medvedev et Kantner; 35, *A.* sp. D; 36, *A. elongata bilineella* L. Medvedev.

as long. Prothorax 1.8 times as wide as long, narrowed towards the front, side margins slightly rounded, surface lustrous, practically impunctate. Scutellum triangular, impunctate. Elytra 1.7 times as long as wide, lustrous, with fine and indistinct punctures.

Length of body 3.9 mm.

Derivatio nominis. Dedicated to Mr. Renato Regalin (Milan), a friend of mine and a Clytrinae specialist.

Differential diagnosis. See key above.

***Afrophthalma zoiai* sp.nov.**

Type material. Holotype (female): Afrique oriental anglaise, Province du Kenia oriental (east Kenya), prairies Ngare Nyouke, 2000 m, XI.1909, leg. Ch. Alluaude (LM).

Description. Head fulvous with black rear half, antennae black with fulvous basal segments, prothorax fulvous with black rhomboidal spot at centre not reaching anterior margin, elytra fulvous with black sutural stripe strongly narrowed to both ends (Fig. 23), scutellum and underside black, legs fulvous.

Body elongate, but comparatively broad and slightly widened towards the rear. Head finely punctate, mostly on frons, anterior margin of clypeus with subquadrate emargination. Frons broad, feebly narrowed towards the rear, 3.0 times as wide as diameter of eye, with deep groove down the centre. Antennae serrate from segment 5, segment 4 small, widened to apex, segments 6–10 feebly transverse, not more than 1.5 times as wide as long. Prothorax 1.7 times as wide as long, almost not narrowed towards the front, side margins distinctly rounded, surface lustrous, microscopically punctate. Scutellum trapeziform, but feebly narrowed towards the rear, surface lustrous, indistinctly punctate. Elytra 1.55 times as long as wide, lustrous, finely punctate.

Length of body 8.2 mm.

Derivatio nominis. Dedicated to Mr. Stephano Zoia (Milan) a friend of mine and an Eumolpinae specialist.

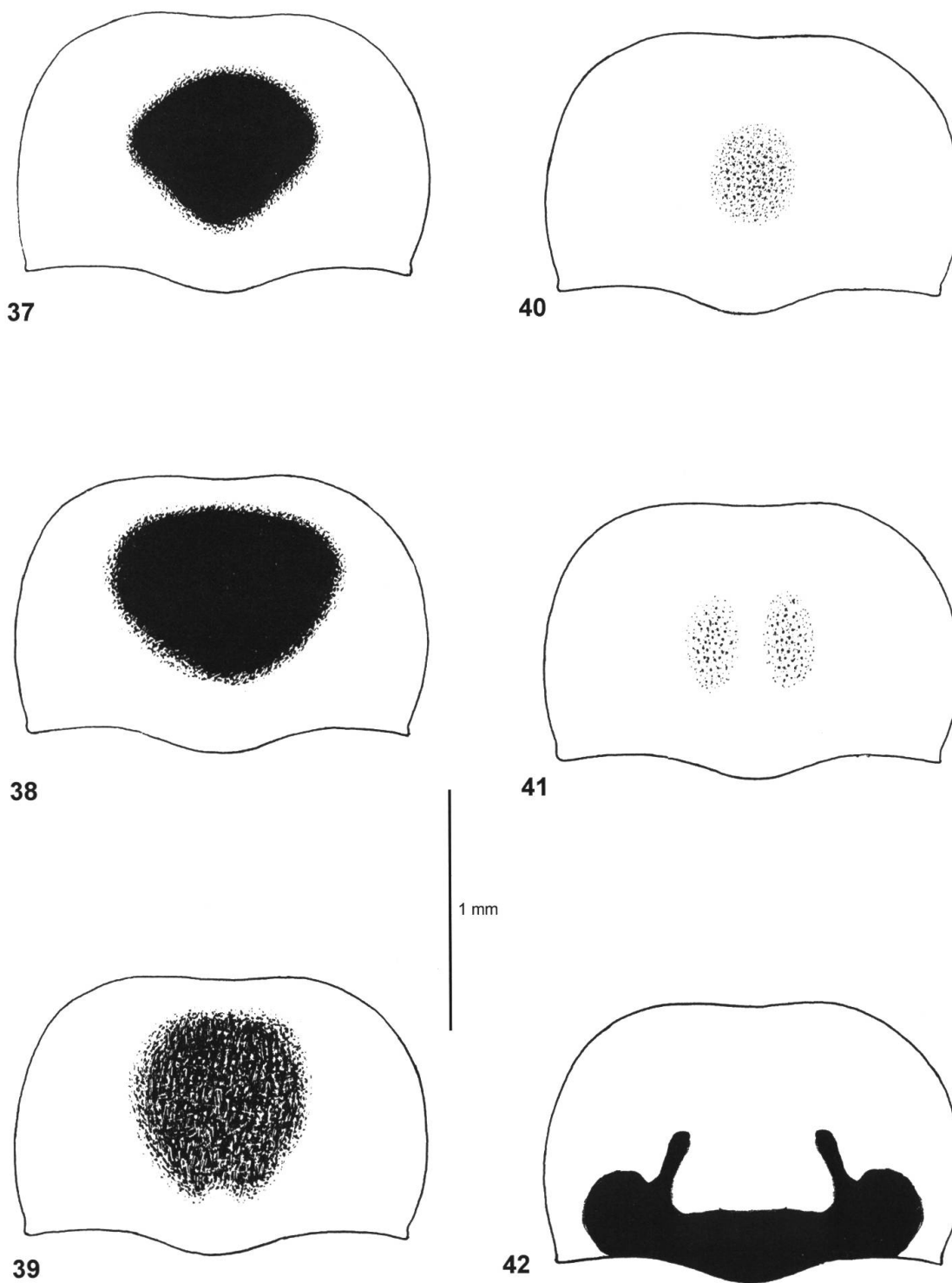
Differential diagnosis. See key above.

***Afrophthalma aethiopica* sp.nov.**

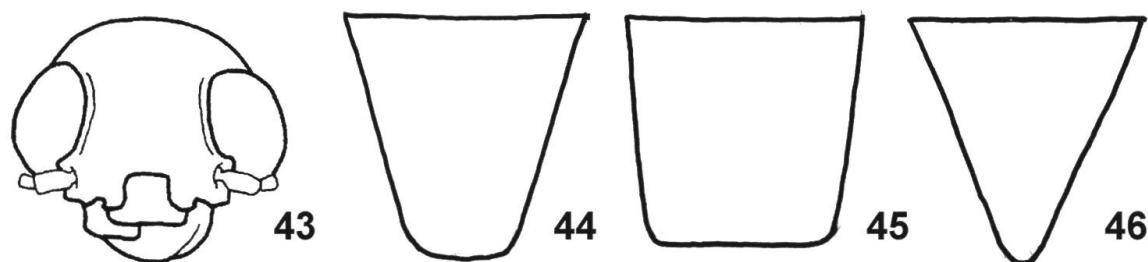
Type material. Holotype (female): Abyssinia (Ethiopia), Irna, X.1911, leg. Kovacs (LM).

Description. Head black with fulvous clypeus and labrum, antennae black with fulvous basal segments, prothorax fulvous with black spot on each side of base (Fig. 42), elytra fulvous, scutellum, underside and legs except knees black.

Body elongate, parallel-sided. Head finely punctate, more strongly so on frons, vertex with longitudinal groove, frons with deep impression at centre. Anterior margin of clypeus with subquadrate emargination. Frons not narrowed towards the rear, broad, 2.1 times as wide as diameter of eye. Antennae serrate from segment 5, segment 4 small and triangular, segments 6–10 feebly transverse, not more than 1.5 times as wide as long. Prothorax 1.75 times as wide as long, feebly narrowed towards the front, side margins rounded, surface lustrous, with dense but very fine punctures. Scutellum trapeziform,



Figs 37–42. Colour pattern of prothorax: 37–41, *A. subbasalis* L. Medvedev et Erber; 42, *A. aethiopica* sp.nov.



Figs 43–46. 43, Clypeus of *A. neptunus* L. Medvedev et Regalin. 44–46, scutellum: 44, *A. apicalis apicalis* Jacoby; 45, *A. apicalis socia* Weise; 46, *A. pygmaea* L. Medvedev et Erber.

distinctly narrowed towards the rear, finely punctate. Elytra 1.7 times as long as wide, lustrous, finely punctate.

Length of body 7.3 mm.

Differential diagnosis. See key above.

***Afrophthalma apicalis* ab. *mombonensis* (Weise, 1902) comb.nov.**

Afrophthalma usambarica ab. *mombonensis* (Weise, 1902)

Afrophthalma zanzibarica Lefevre, 1877

Material examined. D.O.Africa [Tanzania], Amani, 4.II.1906, leg. Vosseler, 1 male – syntype (LM); – [Tanzania], Usambaro, Nguelo, 1 female (SANC); – D.O.Africa [Tanzania], Wugiri, XI.1914, leg. Methner, 1 female (LM).

Remarks. This taxon was originally described as a form of *A. usambarica* Weise, 1902 and has recently been classified as a synonym of *A. zanzibarica* Lefevre, 1877. However, the type of ab. *mombonensis* examined differs from *A. zanzibarica* in other colour of elytra and larger size; it is much more like *A. apicalis*. The definitive taxonomic status of this form is unclear, so I retain the original category “aberration” for the taxon *mombonensis* in this communication.

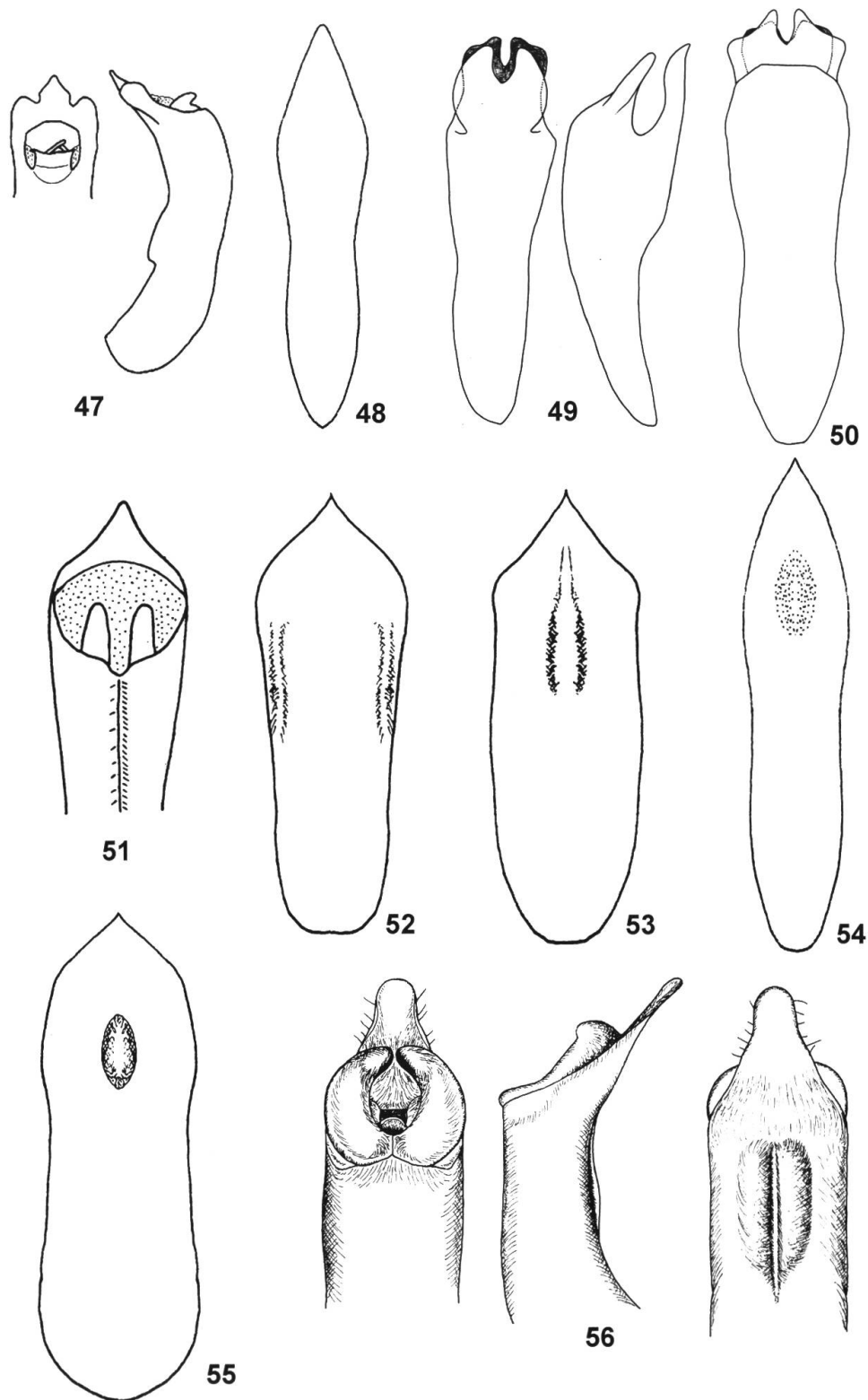
***Afrophthalma zanzibarica* Lefevre, 1877**

Afrophthalma zanzibarica Lefevre, 1877: 7.

Afrophthalma postica Lefevre, 1877: 8 **syn.nov.**

Material examined. Abyssinie [Ethiopia], coll. Raffray, 1 female – type (IRSNB).

Remarks. A single type specimen of *A. postica* Lefevre, 1877 is identical with the species *A. zanzibarica* Lefevre, 1877, widely distributed in East and South Africa. Therefore *A. postica* is a new synonym of *A. zanzibarica*.



Figs 47–56. Aedeagus, d – dorsal, l – lateral, v – ventral: 47, *A. neptunus* L. Medvedev et Regalin, d, l; 48, *A. camerunica* sp.nov., v; 49, *A. bezdeki* L. Medvedev et Kantner, d, l; 50, *A. medvedevi* Bezděk et Kantner, d; 51, *A. basilewskyi* L. Medvedev, d; 52, *A. daccordii* sp.nov., v; 53, *A. polita* Weise, v; 54, *A. hiekei* L. Medvedev, v; 55, *A. lefevrei* Chapuis, v; 56, *A. mirabilis* Erber et L. Medvedev, d, l, v.

***Afrophthalma liturata* (Lefevre, 1883)**

Afrophthalma miochiroides (Lefevre, 1877)

Remarks. Earlier, I united *A. miochiroides* with *A. liturata* (MEDVEDEV 1979) after studying a specimen determined by J. Weise as *Gynandrophthalma miochiroides* Lefevre, 1877. However, this determination appears to be in error. The species *A. miochiroides* is, according to the original description (LEFEVRE 1877), similar to *A. filiformis*, but *A. miochiroides* "... has different structure of the tarsi and may be distinguished without difficulty". However, the structure of the tarsi was not described, nor was the form of the clypeus. This doubtful species may rather be synonymous with *A. filiformis* or *A. elongata*.

***Afrophthalma upembana* (Jolivet, 1955) stat.nov.**

Gynandrophthalma apicalis upembana Jolivet, 1955

Afrophthalma apicalis upembana: MEDVEDEV (1978).

Material examined. Congo belge, Lusinga, 1760 m, 13.VI.1945, 1 male paratype (IRSNB).

Remarks. This form was described as a subspecies of *A. apicalis*. But after investigation of the type specimen I found that it differs both in the form of the clypeus and the aedeagus. Because of this, I consider it a distinct species.

***Afrophthalma cylindriformis* sp.nov.**

Type material. Holotype (male): Eritrea, Kuadgua (LM).

Description. Entirely fulvous, only antennal segments 6–11 black.

Body narrow, cylindrical, strongly elongate. Head very finely punctate, anterior margin of clypeus with trapeziform emargination. Frons without impressions, narrowed towards the rear but comparatively broad. Antennae serrate from segment 5, segment 4 short and transverse, widened to apex, segments 6–10 almost twice as wide as long. Prothorax feebly transverse, 1.25 times as wide as long, not narrowed towards the front, side margins parallel and straight, surface lustrous, finely punctate. Scutellum trapeziform, finely punctate. Elytra parallel-sided and long, 1.9 times as long as wide, indistinctly punctate. Aedeagus (Fig. 61) with simple triangular apex, lacking impressions on underside.

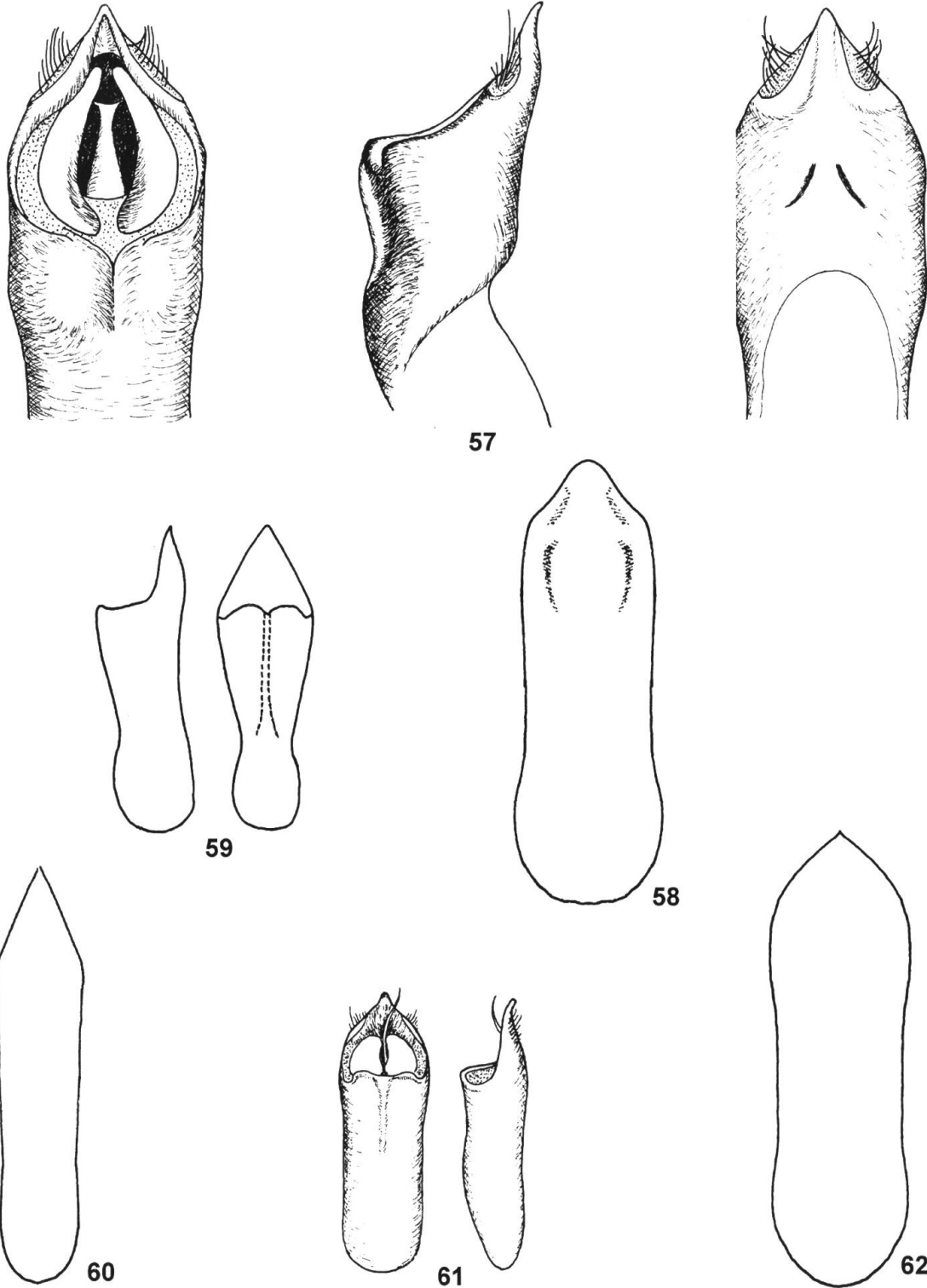
Length of body 5.4 mm.

Differential diagnosis. See key above.

***Afrophthalma kantneri* sp.nov.**

Type material. Holotype (male): Malawi bor. occ., 100 km N of Kasungu, 40 km S of Mzimba, 30.XII.2001, leg. F. & L. Kantner (NHMB).

Paratypes: same locality, 2 males, 1 female (LM), 10 males, 9 females (FK), 1 male, 1 female (MD), 3 females (RR); – Malawi bor. occ., Kasungu env., 140 km N of Lilongwe, 28–29.XII.2001, leg. F. & L. Kantner: 6 males and 4 females (FK); – Malawi bor. occ., Kasungu env., 140 km N of Lilongwe, 27–29.XII.2001, leg. N. Obořil:



Figs 57–62. Aedeagus, d – dorsal, l – lateral, v – ventral: 57, *A. subbasalis* L. Medvedev et Erber, d, l, v; 58, *A. sp.A.*, v; 59, *A. auriculata* Burgeon, d, l; 60, *A. upembana* Jolivet, v; 61, *A. braunsi* L. Medvedev, d, l; 62, *A. cylindriformis* sp.nov., v.

1 female (FK); – Malawi centr., Kahingina Forest Reserve, 70 km N of Kasungu, 29–30.XII.2001, leg. M. Obofil, 1 male (JB); – Malawi centr., Kasungu env., 27–29.XII.2001, leg. J. Bezděk, 1 male (JB); – Malawi centr., Kahingina Forest Reserve, 70 km N of Kasungu, 29–30.XII.2001, leg. J. Bezděk, 8 males, 7 females (JB), 1 males, 1 females (SZ); – Zimbabwe centr., 30 km S of Harare, 30.XI.1998, leg. F. Kantner, 1 female (LM).

Description. Fulvous, posterior part of head, antennae except basal segments, scutellum, underside including pygidium and tarsi black.

Body narrow, very elongate, parallel-sided. Head strongly punctate, vertex with longitudinal groove, frons with rounded impression, anterior margin of clypeus with triangular emargination, frons very feebly narrowed towards the rear, 1.5 times as wide as diameter of eye. Antennae serrate from segment 5, segment 4 triangular, segments 5–10 not more than 1.5 times as wide as long. Prothorax almost quadrate, 1.05–1.1 times as wide as long, slightly narrowed towards the front, side margins straight, impunctate except for a few punctures near base, lustrous. Scutellum elongate, trapeziform, feebly narrowed towards the rear. Elytra parallel-sided (male) or slightly widened towards the rear (female), 1.95–2.15 times as long as wide, lustrous, finely punctate. Aedeagus (Fig. 63) with unsclerotized ovate area on underside before apex.

Length of male 5.4–7.0 mm, female 6.2–7.1 mm.

Remarks. This species was cited earlier as *A. bilineella* (L. Medvedev, 1969) (MEDVEDEV & KANTNER 2004), but *A. elongata bilineella* has distinctly transverse prothorax and a different colour pattern.

Afrophthalma elongata nigriventris subsp.nov.

Type material. Holotype (male): Ethiopia, Subata, 25 km S Addis Ababa, 2000 m, 28.VII.1988, leg. L. Medvedev (LM).

Paratypes: same locality, 2 females (LM); – Ethiopia, Addis Ababa, 2700 m, VIII.1988, leg. L. Medvedev, 3 females (NHMB, 2 ex. – LM).

Description. Fulvous, antennae except basal segments, scutellum and underside black.

Similar to *A. elongata elongata*. Prothorax 1.6–1.75 times as wide as long, elytra 1.65–1.7 times as long as wide. Aedeagus as in *A. elongata* Jac., but without longitudinal groove on underside.

Length of body 5.0–6.0 mm.

Differential diagnosis. See key above.

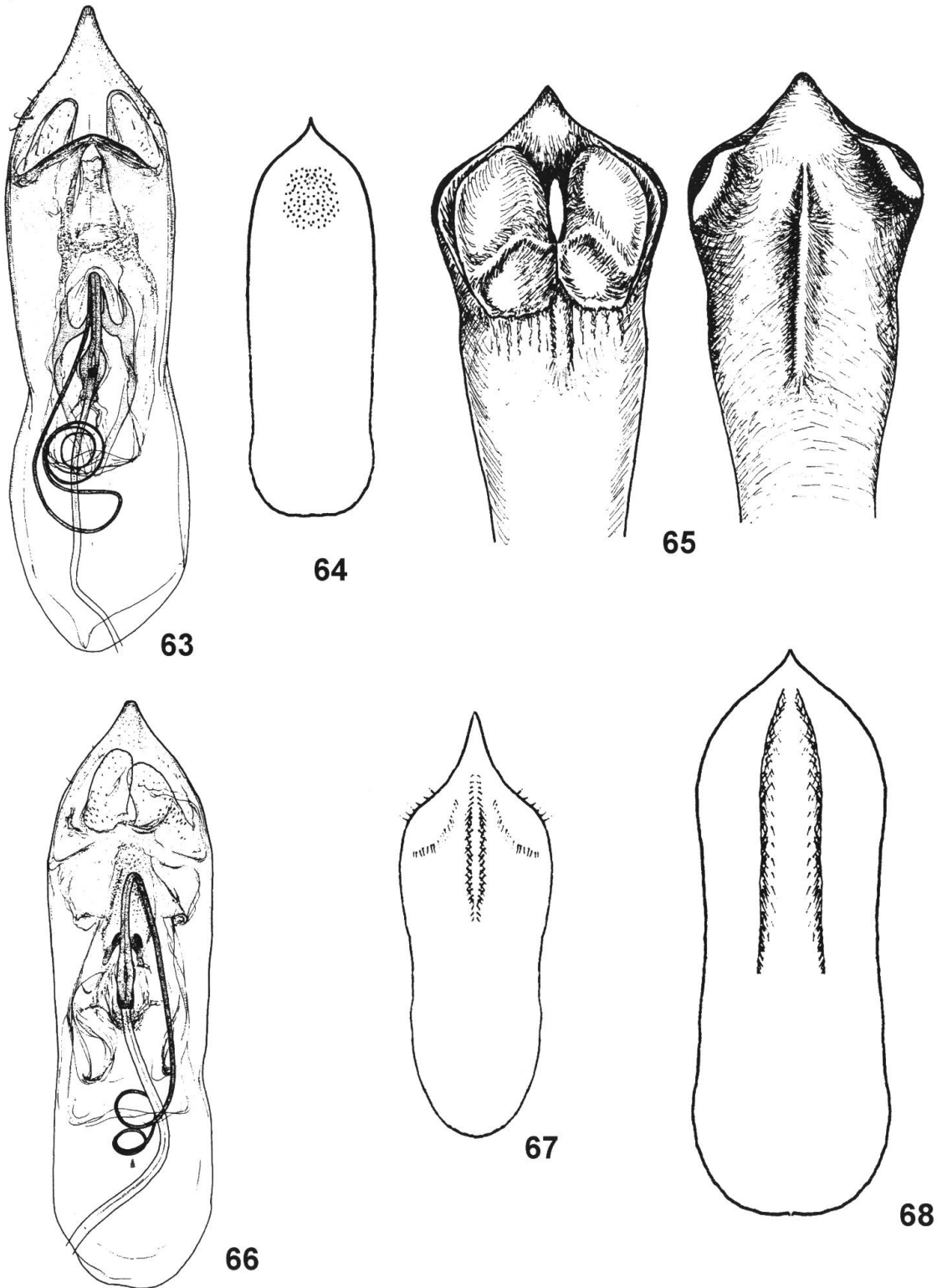
Afrophthalma oculata sp.nov.

Type material. Holotype (male): (Cameroon), Lolodorf (LM).

Paratype: Kamerun (Cameroon), leg. Conradt, 1 male (LM).

Description. Fulvous, antennae except basal segments black, frons and vertex strongly darkened (holotype) or black (paratype).

Body narrow, elongate, parallel-sided. Head impunctate, with groove on frons, anterior margin of clypeus arcuate. Frons narrowed towards the rear, 0.7 times as wide



Figs 63–68. Aedeagus, d – dorsal, v – ventral: 63, *A. malawica* L. Medvedev et Kantner, d; 64, *A. kantneri* sp.nov., v; 65, *A. pygmaea* L. Medvedev et Erber, d, v; 66, *A. nigricapitis* L. Medvedev et Kantner, d; 67, *A. oculata* sp.nov., v; 68, *A. elongata* Jacoby, v.

as diameter of very big eyes. Antennae serrate from segment 5, segment 4 feebly triangular, segments 6–10 about 1.3 times as long as wide.

Prothorax 1.7 times as wide as long, narrowed towards the front, with side margins rounded, surface lustrous, impunctate. Scutellum elongate trapeziform, impunctate. Elytra 1.65 times as long as wide, indistinctly punctate. Anterior tarsus of male more wide than apex of tibia. Apex of aedeagus very long and acute, underside with longitudinal ridge and impression on each side.

Length of body 4.7–4.8 mm.

Differential diagnosis. See key above.

References

- JOLIVET P. (1955): *Clytrinae (Coleoptera Chrysomelidae)*. Exploration du Parc National Upemba, Mission de Witte (1946–1949), Brussels, **fasc. 35**: 63–81.
- LACORDAIRE T. (1848): *Monographie des Coléoptères subpentamères de la famille des Phytophages*, 2. Mémoires de la Société Royale des Sciences de Liège **5**: VI+890.
- LEFEVRE E. (1877): *Voyage de M. Raffray en Abyssinie et a Zanzibar. Clytrides*. Revue et Magazine Zoologique, sér. 3; **5**: 223–246.
- MEDVEDEV L. N. (1978): *Clytrinae (Coleoptera, Chrysomelidae) from Africa*. Faunistische Abhandlungen **7**: 55–59.
- MEDVEDEV L. N. (1979): *New synonyms in African Clytrinae (Coleoptera, Chrysomelidae)*. Folia Entomologica Hungarica **32(2)**: 169–170.
- MEDVEDEV L. N. & KANTNER F. (2004): *Malawian Clytrinae: new faunistic data and a description of four new species (Coleoptera, Chrysomelidae)*. Entomologica Basiliensia **26**: 349–364

Author's address:

Prof. Lev N. Medvedev
Institute for Problems of Ecology and Evolution
Russian Academy of Sciences
Leninsky Prospect 33
Moscow 119071
RUSSIA
E-mail: lev.medvedev@sevin.ru

