

**Zeitschrift:** L'Enseignement Mathématique  
**Band:** 36 (1990)  
**Heft:** 1-2: L'ENSEIGNEMENT MATHÉMATIQUE

**Artikel:** LINK SIGNATURE, GOERITZ MATRICES AND POLYNOMIAL INVARIANTS  
**Kapitel:** 2.2. Kauffman's polynomial and the Goeritz matrix  
**Autor:** Lipson, A. S.  
**DOI:** <https://doi.org/10.5169/seals-57904>

### **Nutzungsbedingungen**

Die ETH-Bibliothek ist die Anbieterin der digitalisierten Zeitschriften. Sie besitzt keine Urheberrechte an den Zeitschriften und ist nicht verantwortlich für deren Inhalte. Die Rechte liegen in der Regel bei den Herausgebern beziehungsweise den externen Rechteinhabern. [Siehe Rechtliche Hinweise.](#)

### **Conditions d'utilisation**

L'ETH Library est le fournisseur des revues numérisées. Elle ne détient aucun droit d'auteur sur les revues et n'est pas responsable de leur contenu. En règle générale, les droits sont détenus par les éditeurs ou les détenteurs de droits externes. [Voir Informations légales.](#)

### **Terms of use**

The ETH Library is the provider of the digitised journals. It does not own any copyrights to the journals and is not responsible for their content. The rights usually lie with the publishers or the external rights holders. [See Legal notice.](#)

**Download PDF:** 04.10.2024

**ETH-Bibliothek Zürich, E-Periodica, <https://www.e-periodica.ch>**

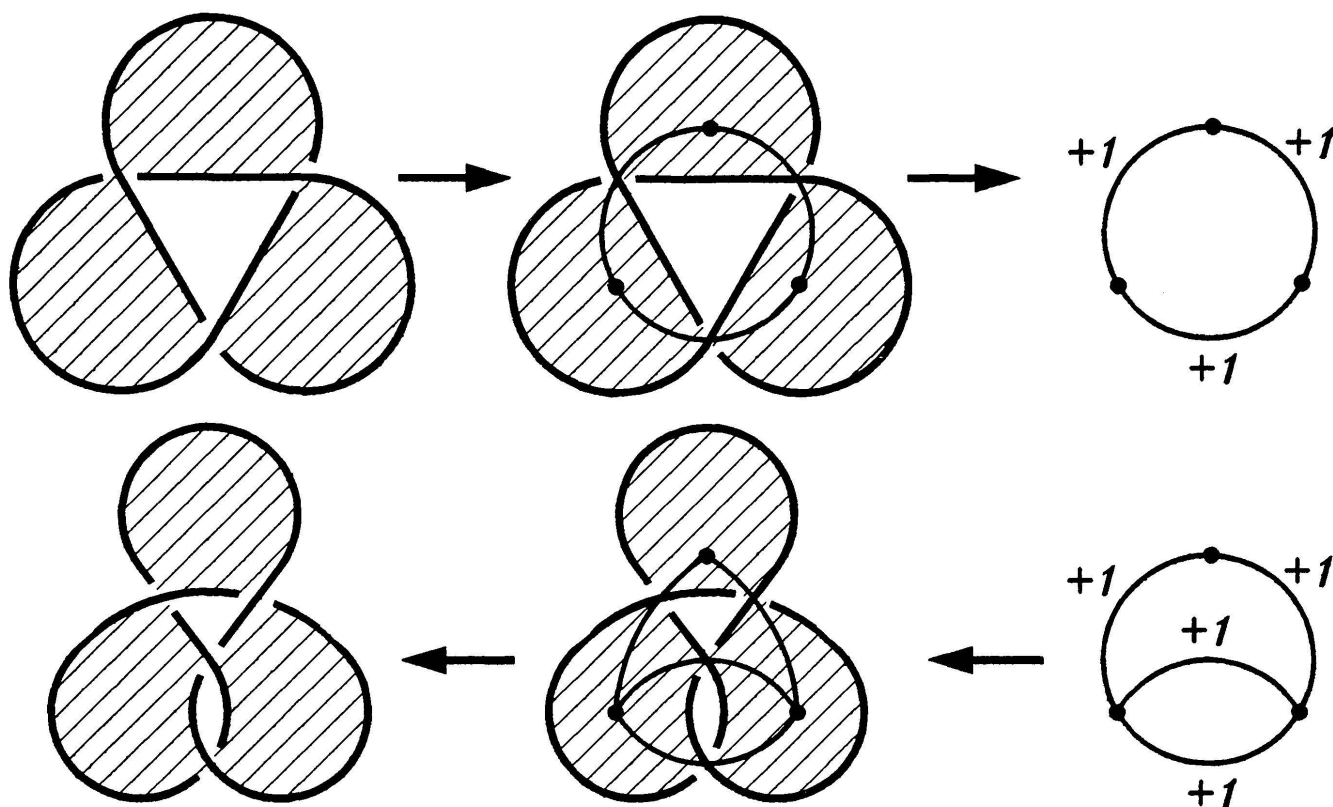


FIGURE 6

Notice that the graph of a connected diagram contains strictly more information than the Goeritz matrix, all information about the particular planar embedding and about loops in the graph being lost. Indeed, we can make use of this to construct diagrams of distinct links with identical Goeritz matrices, by picking graphs with more than one planar embedding. However, the variation that occurs here can be kept under tight control and I will make use of this fact later in this section.

## 2.2. KAUFFMAN'S POLYNOMIAL AND THE GOERITZ MATRIX

I now proceed to the main result of this section, linking the Goeritz matrix with Kauffman's  $F$ -polynomial invariant. Recall the observation made in section I that  $\tilde{F}_L(a, z) = F_L(a, z) \cdot a^{\lambda/2}$  is invariant under change of orientation of components of  $L$  (where  $\lambda$  is defined to be the total linking number of  $L$ ). Equivalently, we can define  $\tilde{F}_L(a, z)$  by

$$(24) \quad \tilde{F}_L(a, z) = \Lambda_{\mathcal{D}}(a, z) \cdot a^{-w'}$$

where  $\mathcal{D}$  is a diagram of the link  $L$  and  $w'$  is the *proper writhe* of  $\mathcal{D}$ , defined to be the algebraic sum of the signs of all crossings where a component of  $L$  meets itself. Note that the sign of such a crossing can be

defined independently of any orientation on the link  $L$  (here I am speaking of crossing signs in the sense of section 1, not of the value  $\xi$  defined by a chess-board colouring of a diagram).

The following will be proved:

**THEOREM 4.** *The invariant  $\tilde{F}_L(a, z)$  for a link  $L$  is a function of the Goeritz matrix of any diagram  $\mathcal{D}$  of  $L$ .  $\square$*

Before proving Theorem 4, I must digress once again into graph theory. Recall that a graph is said to be  $k$ -connected if any  $k - 1$  vertices (and their adjoining edges) may be removed without disconnecting the graph. The following result is due to Whitney ([27], [28]).

**THEOREM 5.** *Any planar embedding of a 3-connected graph is essentially unique.  $\square$*

The word “essentially” here means that we regard as equivalent any two embeddings which are ambient isotopic, any region of the graph’s complement in the plane may be chosen to be the infinite region (this corresponds to a choice of region to contain the point at infinity in an embedding in the sphere) and the embedding may be reflected in some line in the plane. For more details, see [27], [28].

**COROLLARY 6.** *Let  $P_1$  and  $P_2$  be two planar embeddings of a connected graph  $G$ . Then there exists a finite sequence of the following moves which will transform  $P_1$  into  $P_2$ :*

- I. *Ambient isotopy.*
- II. *Reflection in a line.*
- III. *The move illustrated in figure 7a).*
- IV. *The move illustrated in figure 7b).*
- V. *The move illustrated in figure 7c).*

*Proof.* Proceed by induction on the number  $n$  of edges of  $G$ . Clearly the result is trivially true if  $n = 0$ . Now suppose it true for all connected graphs with  $< n$  edges, and let  $G$  have  $n$  edges. If  $G$  is 3-connected then the result follows from Theorem 5. Otherwise there is a vertex or pair of vertices whose removal disconnects  $G$ . I consider these two cases separately.

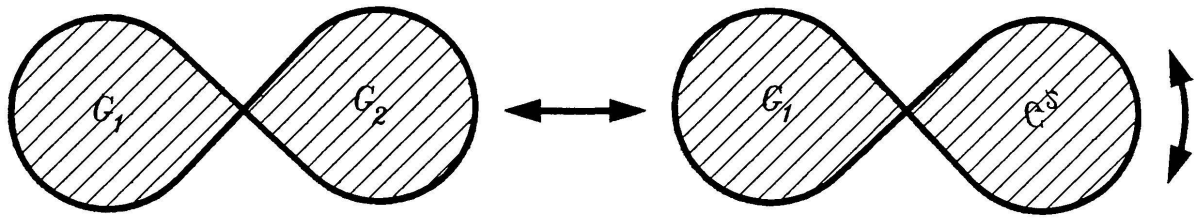
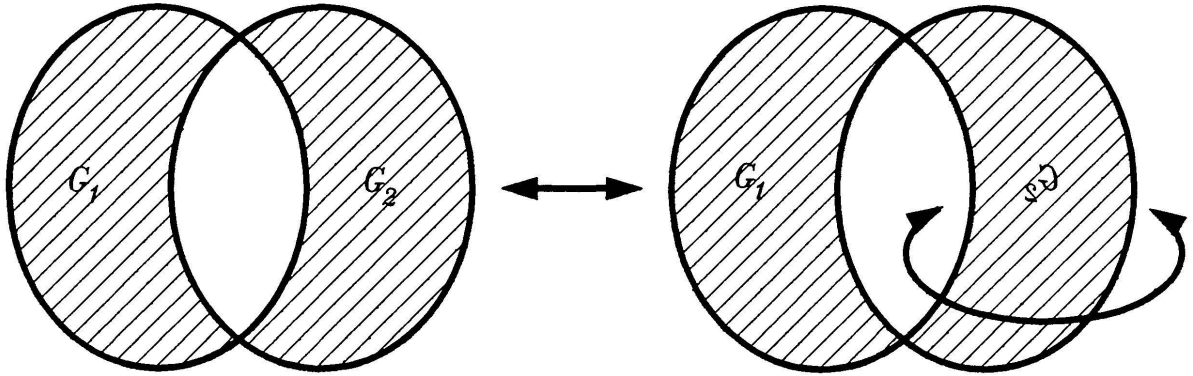
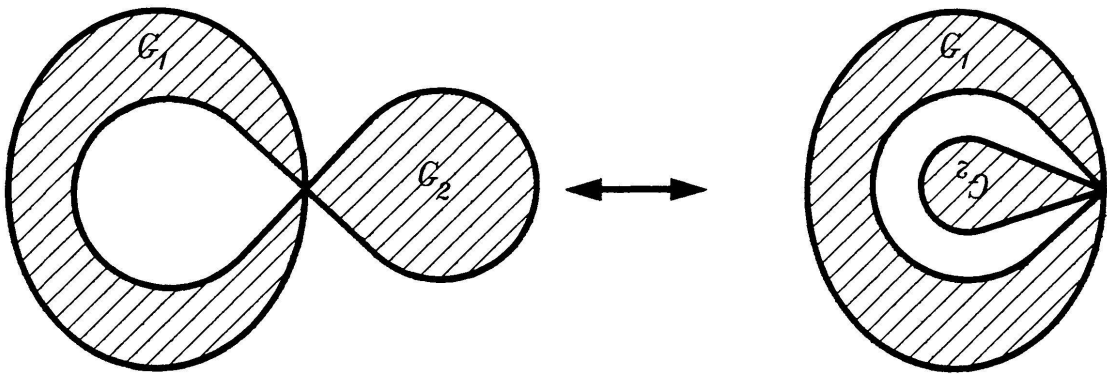
a) *Move III*b) *Move IV*c) *Move V*

FIGURE 7

1) If there is a single vertex  $v$  whose deletion disconnects  $G$ , let  $G_1$  and  $G_2$  be the graphs obtained from the two components by adding to each a copy of  $v$ . Each of  $G_1, G_2$  has fewer edges than  $G$  and so by the inductive hypothesis each satisfies the result. Now  $G$  is obtained from these two graphs by identifying the two copies of the vertex  $v$  and a planar embedding of  $G$  is specified by giving planar embeddings of  $G_1$  and  $G_2$  and specifying which planar region adjacent to the copy of  $v$  in each is occupied by the other. These different possibilities are all accounted for by moves III and V. Moves I, III, IV and V on  $G_1$  and  $G_2$  individually just correspond to the same moves on  $G$ , and move II on  $G_1$  or  $G_2$  corresponds to move III on  $G$ .



2) If there is a pair of vertices  $u$  and  $v$  whose removal separates  $G$  but no such single vertex, let  $G_1$  and  $G_2$  be the graphs obtained from the two components by adding to each copies of  $u$  and  $v$ . Each of  $G_1$  and  $G_2$  has fewer edges than  $G$  and so by the inductive hypothesis each satisfies the result. Now  $G$  is obtained from these two graphs by identifying the copies of  $u$  and  $v$ , and a planar embedding of  $G$  is specified by giving planar embeddings of  $G_1$  and  $G_2$  and specifying which planar region adjacent both to the copy of  $u$  and the copy of  $v$  in each is occupied by the other. These different possibilities are all accounted for by move IV. Moves I, III, IV and V on  $G_1$  and  $G_2$  correspond to the same moves on  $G$ , and move II on  $G_1$  or  $G_2$  corresponds to move IV on  $G$ . Hence the result is true of  $G$  and the induction proceeds.  $\square$

(In fact, move II is redundant since it follows from move IV, the subgraph on the left of the two chosen vertices in Figure 7b) consisting of a single edge joining those two vertices. Similarly, move III may be constructed from move IV, the subgraph to the left of the two chosen vertices in Figure 7b) being disconnected. I include these moves for clarity, however.)

Now consider the effects these moves on planar graphs have upon the corresponding link diagrams. Ambient isotopy of the graph merely corresponds to ambient isotopy of the link diagram. Reflection of the graph in some line corresponds to a reflection of the link diagram in that line followed by a reflection in the plane, the net effect of which is to rotate the link through 180 degrees about the line (see Figure (8)). Hence this does not change the link type corresponding to the graph's planar embedding.

Observe that if the signed graph  $G$  of a link diagram  $\mathcal{D}$  has a cut-vertex  $v$  as in moves III and IV, then  $\mathcal{D}$  is a connected sum. Figure 9 shows that move III corresponds to breaking up a connected sum and reconstituting it after reversing one of the summands. This may alter the link type of the connected sum (if at least one of the summands differs from its reverse), but does not affect the  $\tilde{F}$ -polynomial, since for any links  $L_1, L_2$ , we have

$$(25) \quad \tilde{F}_{L_1 \# L_2} = \tilde{F}_{L_1} \cdot \tilde{F}_{L_2},$$

independent of the particular connected sum taken.

Similarly, move V corresponds to breaking up a connected sum and then reconstituting it, possibly summing together different components of the links. Again, this does not affect  $\tilde{F}_L(a, z)$ .

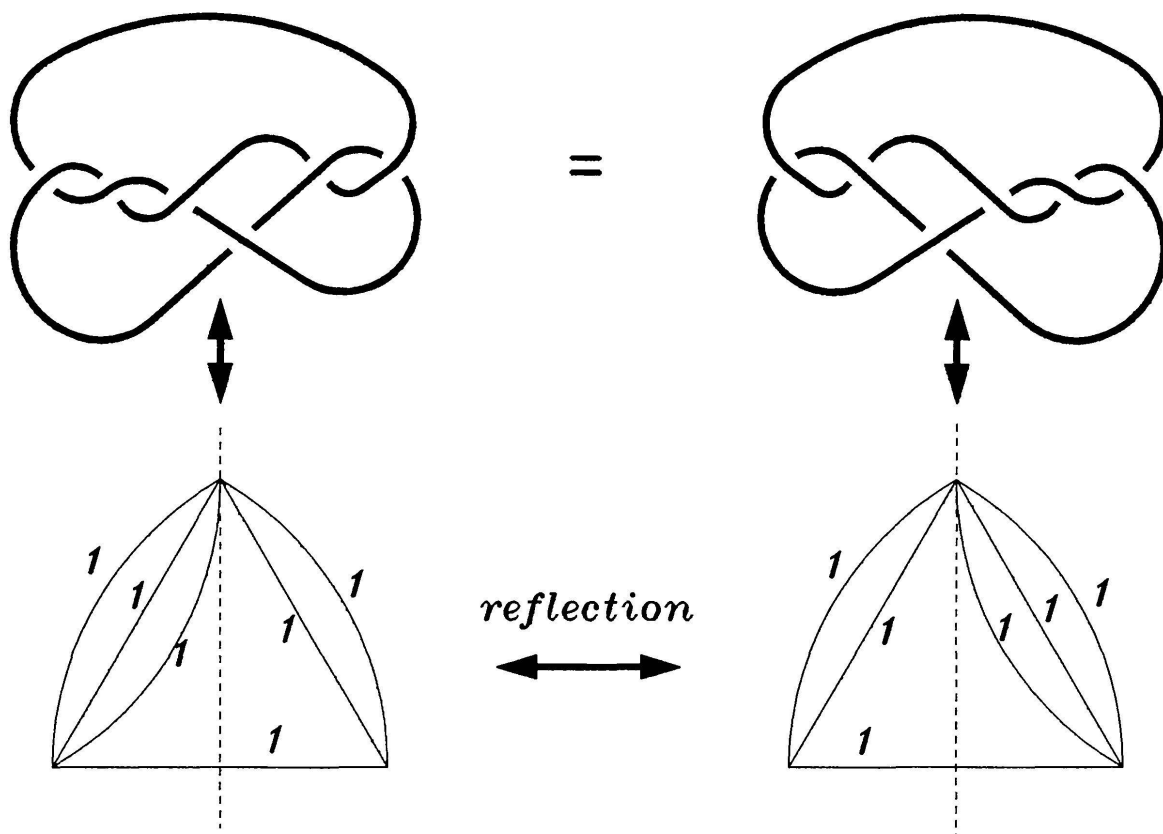


FIGURE 8

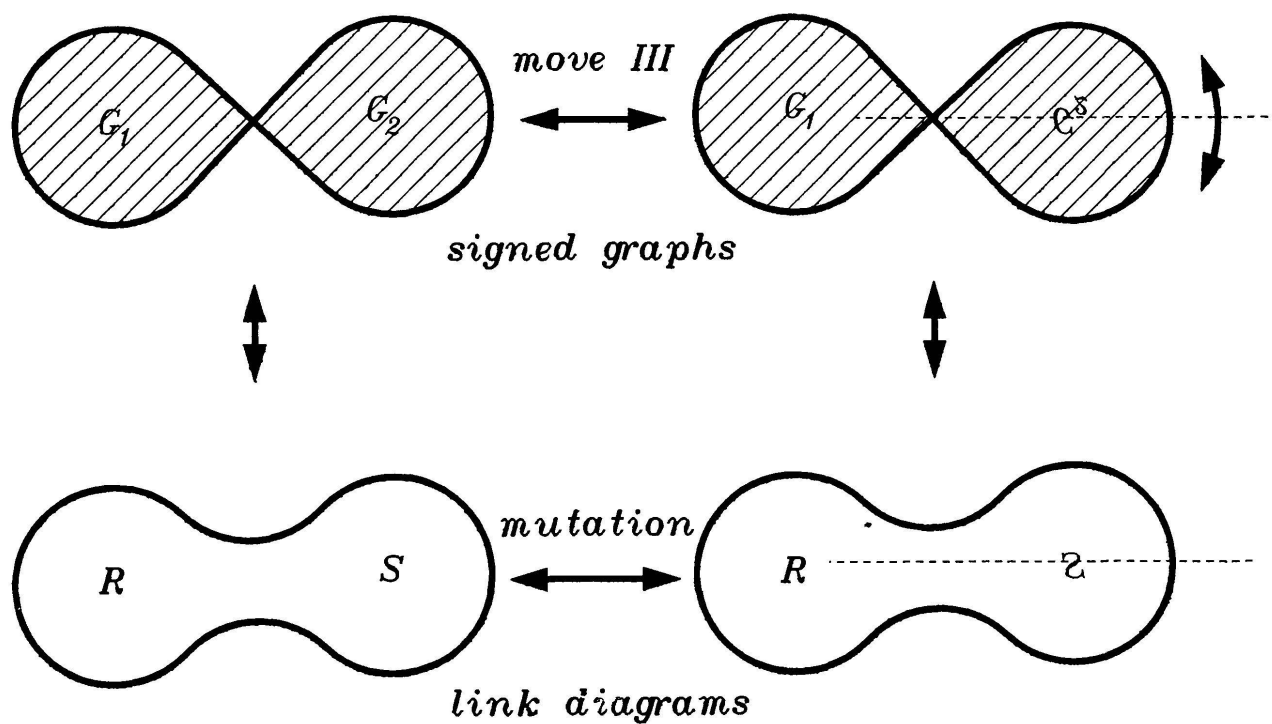


FIGURE 9

This leaves only move IV to be analysed. Figure 10 shows that this move corresponds to mutation of the underlying link. Once more, this leaves the  $\tilde{F}$ -polynomial unchanged.

The preceding discussion proves

**THEOREM 7.** *Given a link  $L$  with link diagram  $\mathcal{D}$ , the  $\tilde{F}$ -polynomial of  $L$  depends only on the isomorphism class of the signed graph corresponding to  $\mathcal{D}$ , and is independent of any particular planar embedding chosen.  $\square$*

In fact the same argument shows

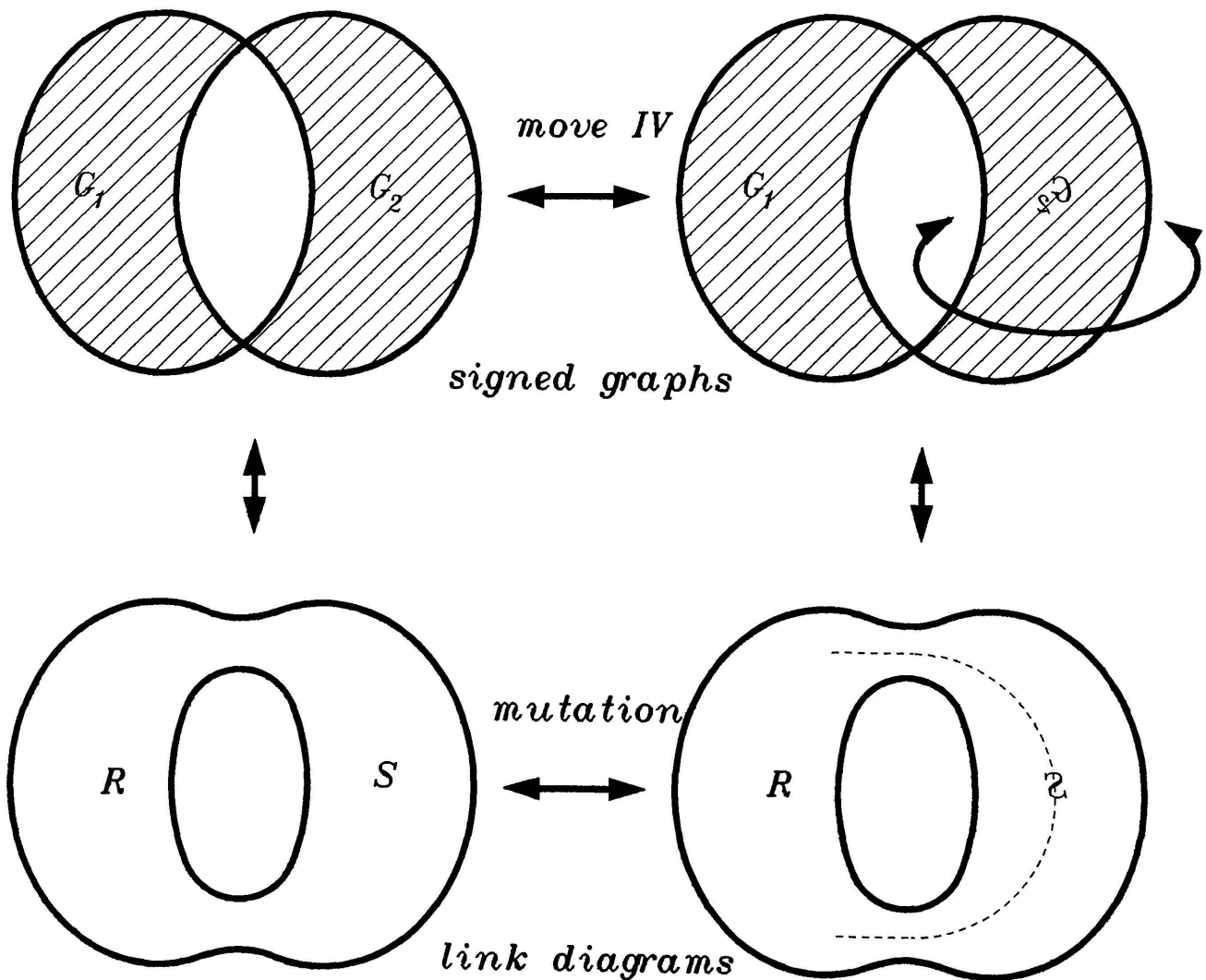


FIGURE 10

LEMMA 8. Given a link diagram  $\mathcal{D}$ , the regular isotopy invariant  $\Lambda_{\mathcal{D}}(a, z)$  depends only on the isomorphism class of the signed graph corresponding to  $\mathcal{D}$ , and is independent of any planar embedding information.  $\square$

I can now proceed to the

*Proof of Theorem 4.* This follows from Theorem 7. The only information retained by the graph of a link diagram which is lost in passing to a Goeritz matrix is

(1) The number of edges of a given sign there are joining any particular pair of vertices. For each such pair the Goeritz matrix retains only the sum of the signs of these edges. But in terms of a chess-board colouring of the link diagram, this is to say that only the sum of the signs of crossings joining any two coloured regions  $R_i$  and  $R_j$  is retained. Suppose given a link diagram  $\mathcal{D}$  with a chess-board colouring and two coloured regions  $R_i, R_j$ . Figure (11) shows that if  $R_i$  and  $R_j$  are connected by both a positive crossing and a negative crossing then by mutation of the link diagram these crossings can be made to cancel each other out.

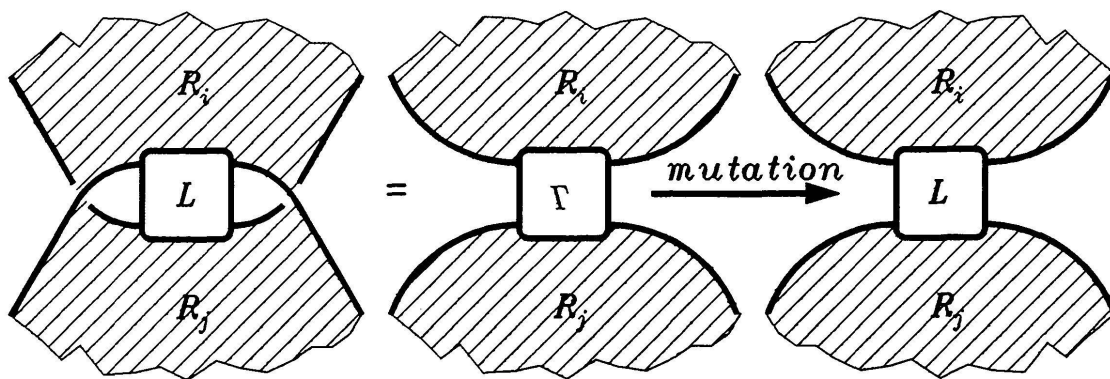


FIGURE 11

But mutation leaves  $\tilde{F}_L(a, z)$  unaffected so it follows that only the sum of the signs of crossings joining each pair of coloured regions in  $\mathcal{D}$  is relevant to calculation of  $\tilde{F}_L$ .

(2) The number of loops. However, loops in the graph correspond (possibly after an application of move V to the corresponding signed graph, see Figure 12) to Reidemeister-I style loops. These do not affect  $F_L(a, z)$ .

The theorem follows immediately.  $\square$

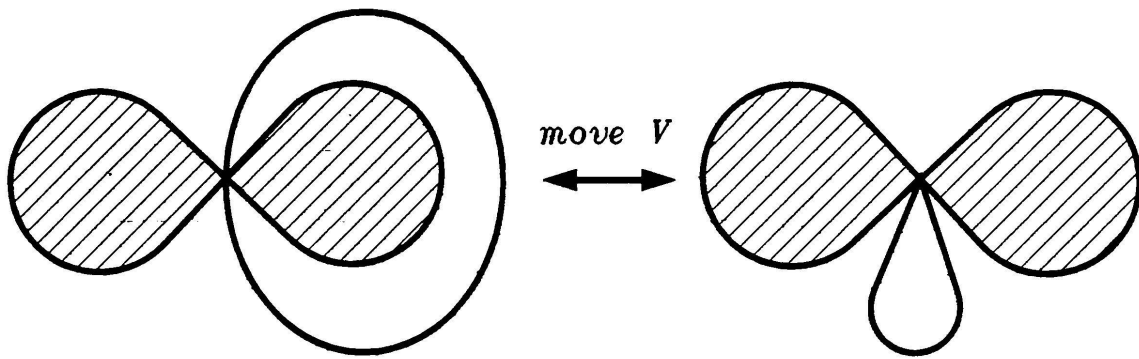


FIGURE 12

I conclude this section with an interesting observation. Gordon and Litherland [6] defined a signature  $\sigma_L$  for an unoriented link (differing from the classical signature of an oriented link by a term which is essentially the total linking number) and showed that it may be calculated from the signature of a Goeritz matrix by using a correction term calculated from the “types” of crossings in the associated diagram (Figure (13)).

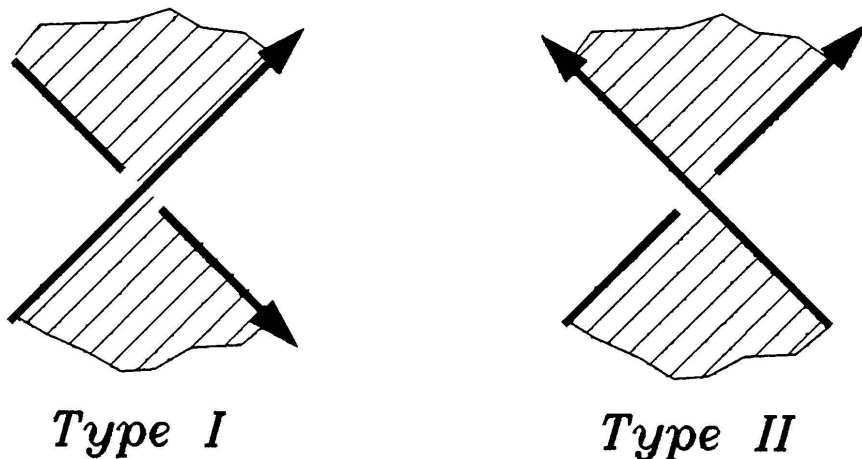


FIGURE 13

Their expression for  $\sigma_L$  is

$$(26) \quad \sigma(L) = \sigma(G) - \sum_{\text{II}} \xi(c),$$

the sum being taken over all crossings of type II where a single component of the link meets itself (at such crossings the type can be determined without ascribing an orientation to the link; for oriented links one sums over all crossings of type II to obtain the classical signature). But following through

the same argument as above for the  $\tilde{F}$ -polynomial, we can show that the proper writhe of a “reduced” diagram (i.e. one with neither loops nor isthmuses in the corresponding signed graph) is a function of the Goeritz matrix (One uses precisely the same reasoning: Examine the effects of the moves of Corollary 6 and show that only the sums of signs of crossings joining adjacent regions are relevant). So given a Goeritz matrix for a diagram  $\mathcal{D}$ , the proper writhe of the diagram can be used to calculate the number of loops and isthmuses in the corresponding signed graph. Hence Gordon and Litherland’s correction term  $\sum_{\Pi} \xi(c)$  can be calculated from the Goeritz matrix and the proper writhe of the diagram, and conversely the proper writhe can be obtained from the Goeritz matrix and this term. So in the presence of the proper writhe of a diagram, the Goeritz matrix can be used to calculate the (unoriented link) signature  $\sigma_L$ .

Now, Thistlethwaite in [21], and Murasugi in [17] have proved

LEMMA 9. *The (proper) writhe of an alternating reduced diagram of a link  $L$  is an invariant of the link.  $\square$*

from which follows:

LEMMA 10. *The signature of an alternating unoriented link is a function of any Goeritz matrix for that link.  $\square$*

This should be compared with the result, also in [21] and [17]:

LEMMA 11. *The (classical) signature of an alternating link is a function of the  $F$ -polynomial of the link.  $\square$*

Theorem 4 raises the interesting question of what relation there is between  $F_L(a, z)$  and the quadratic forms represented by Goeritz matrices. In particular, can either of the last two results be improved to cover non-alternating links?