

**Zeitschrift:** Mitteilungen aus Lebensmitteluntersuchungen und Hygiene = Travaux de chimie alimentaire et d'hygiène  
**Herausgeber:** Bundesamt für Gesundheit  
**Band:** 97 (2006)  
**Heft:** 4

**Artikel:** Bacteriophages as alternative approaches for the biocontrol of foodborne pathogens  
**Autor:** Günther, Susanne / Loessner, Martin J.  
**DOI:** <https://doi.org/10.5169/seals-982031>

### **Nutzungsbedingungen**

Die ETH-Bibliothek ist die Anbieterin der digitalisierten Zeitschriften. Sie besitzt keine Urheberrechte an den Zeitschriften und ist nicht verantwortlich für deren Inhalte. Die Rechte liegen in der Regel bei den Herausgebern beziehungsweise den externen Rechteinhabern. [Siehe Rechtliche Hinweise.](#)

### **Conditions d'utilisation**

L'ETH Library est le fournisseur des revues numérisées. Elle ne détient aucun droit d'auteur sur les revues et n'est pas responsable de leur contenu. En règle générale, les droits sont détenus par les éditeurs ou les détenteurs de droits externes. [Voir Informations légales.](#)

### **Terms of use**

The ETH Library is the provider of the digitised journals. It does not own any copyrights to the journals and is not responsible for their content. The rights usually lie with the publishers or the external rights holders. [See Legal notice.](#)

**Download PDF:** 14.05.2025

**ETH-Bibliothek Zürich, E-Periodica, <https://www.e-periodica.ch>**

# Bacteriophages as alternative approaches for the biocontrol of foodborne pathogens\*

Susanne Günther and Martin J. Loessner

Food Microbiology Laboratory, Institute of Food Science and Nutrition, ETH Zürich, Switzerland

## ***Listeria monocytogenes* – an opportunistic foodborne pathogen**

*Listeria monocytogenes* is a small, Gram-positive rod that is responsible for rare but deadly food-borne infections. The bacterium is widely distributed in nature. It has been found in soil, sewage, decaying plant material and feces of animals and humans (1, 2). *Listeria* is notably well adapted to environmental conditions, predominating also on foods. It is facultative anaerobe, can multiply between 1 and 45 °C, tolerates high salt concentrations (up to 20 %), and can grow in a pH range of 5 to 9.5 (3, 2). *Listeria* has been isolated from a broad variety of foods that include milk, cheese and other dairy products, meat and meat products, poultry, fish and seafood, vegetables and fruits (4, 5). Especially chilled and ready-to-eat foods are of concern. Cases of listeriosis are rather rare, compared to frequent food-borne pathogens such as *Salmonella*. In Switzerland, the BAG statistics list about 50–70 cases of listeriosis per year. However, in the last years there was a significant increase in the number of annual cases (Figure 1).

Listeriosis is a severe disease; very young, old and immunocompromised people and pregnant women are at high risk. Infections of *L. monocytogenes* cause meningitis, encephalitis, sepsis and abortion, with a mortality rate of 15 up to 40 % (6, 7). In conclusion, the ability of *Listeria* to survive and multiply in different foods, its wide distribution, the high mortality rate and the inability for total control in ready-to-eat foods makes the pathogen a major threat for food production and human health. Many conventional conserving methods and procedures are not sufficient to prevent *Listeria* contamination and subsequent infections. Therefore, novel approaches for the control of pathogens are needed and must be evaluated. Such a

\*Lecture presented at the 39<sup>th</sup> Symposium of the Swiss Society of Food Hygiene, September 14, 2006 in Zurich

new possibility is offered by the application of specific bacteriophages against *Listeria* (or their lytic enzymes) to high-risk foods.

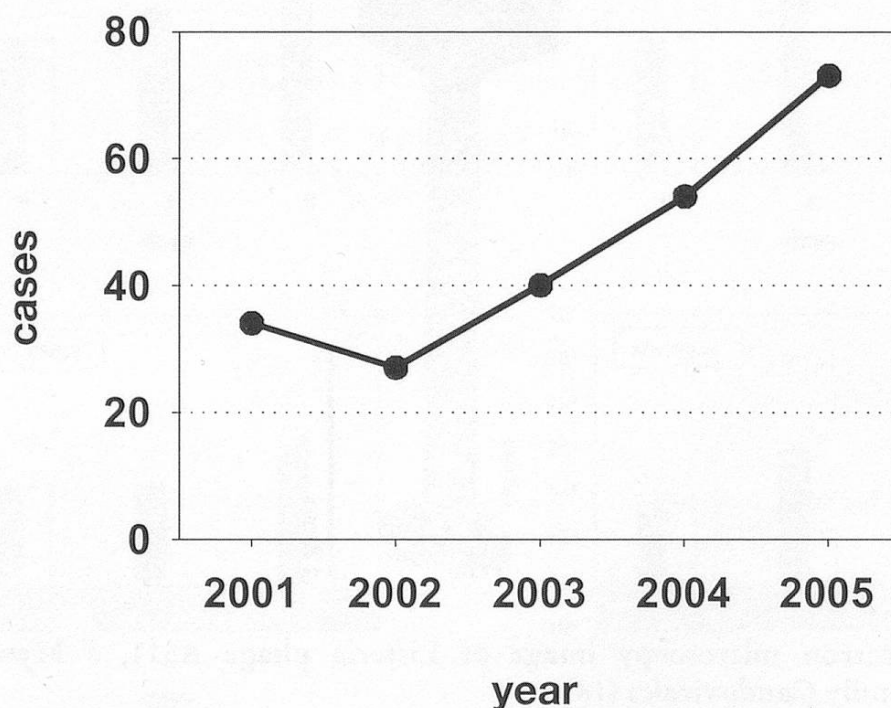


Figure 1 Annual cases of Listeriosis in Switzerland: (source: BAG, Bern)

### Bacteriophages – the natural enemies as biological preservatives

Bacteriophages are viruses which infect eubacteria – they may be regarded as their natural enemies. Phages are small (20–300 nm) particles, and are composed of nucleic acids and a protein shell. Most phages consist of a capsid and a flexible and sometimes contractile tail structure (Figure 2). They have no own metabolism and depend on the specific host bacterium for multiplication and propagation. In the environment, phages are widely distributed; several estimates suggest that their total number on this planet (all environmental niches together) exceed  $10^{31}$  virus particles (8). They also occur naturally in and on foods (9). Most phages are very specific for one bacterial genus, and therefore do not influence the natural, non-target bacterial flora of a food. Production of phages for the purpose of adding them to foods is straightforward and inexpensive. In fact, phages seem to be quite logical candidates for control of pathogens in foods. Some more recent publications clearly indicate the potential for successful application of phages against pathogens such as *Listeria* or *Salmonella* in foods (10, 11, 12, 13, 14, 15, 16, 17).




Figure 2 Electron microscopy image of *Listeria* phage A511, a Myovirus of the Family Caudovirales (18)

We investigated the usefulness of the *Listeria* phages A511 against *Listeria monocytogenes* strain Scott A on different foods, during storage at refrigeration temperature (6 °C). Phage A511 is a virulent, broad host range virus, and can kill approx. 95 % of all strains of *L. monocytogenes* serovars ½ and 4 (18).

Several different food items (mozzarella cheese, chocolate milk, hot dogs and shrimps) were purchased at local stores, and artificially contaminated with approx.  $10^3$  cfu/g. After 1 h storage at 6 °C, *Listeria* phage A511 was added (approx.  $3 \times 10^8$  pfu/g). The foods were further stored at 6 °C for six days. At defined time points *Listeria* cell counts and phage titer were determined. Figure 3 shows the results for growth of *L. monocytogenes* with and without the addition of phage. In mozzarella brine and chocolate milk, no *Listeria* cells could be detected in the phage treated samples, over the entire time period of the experiment. Compared to the control, this corresponds to a reduction of more than 4 log units in mozzarella brine and units in chocolate milk. On hot dogs, *Listeria* could be detected on day 6 only (detection limit 10 cfu/g), indicating a reduction of more than 2 log units (99 %). On shrimps, reduction of *L. monocytogenes* by phage was not possible below the detection limit. However, compared to the control, reduction was still more than 2 log units (99 %).



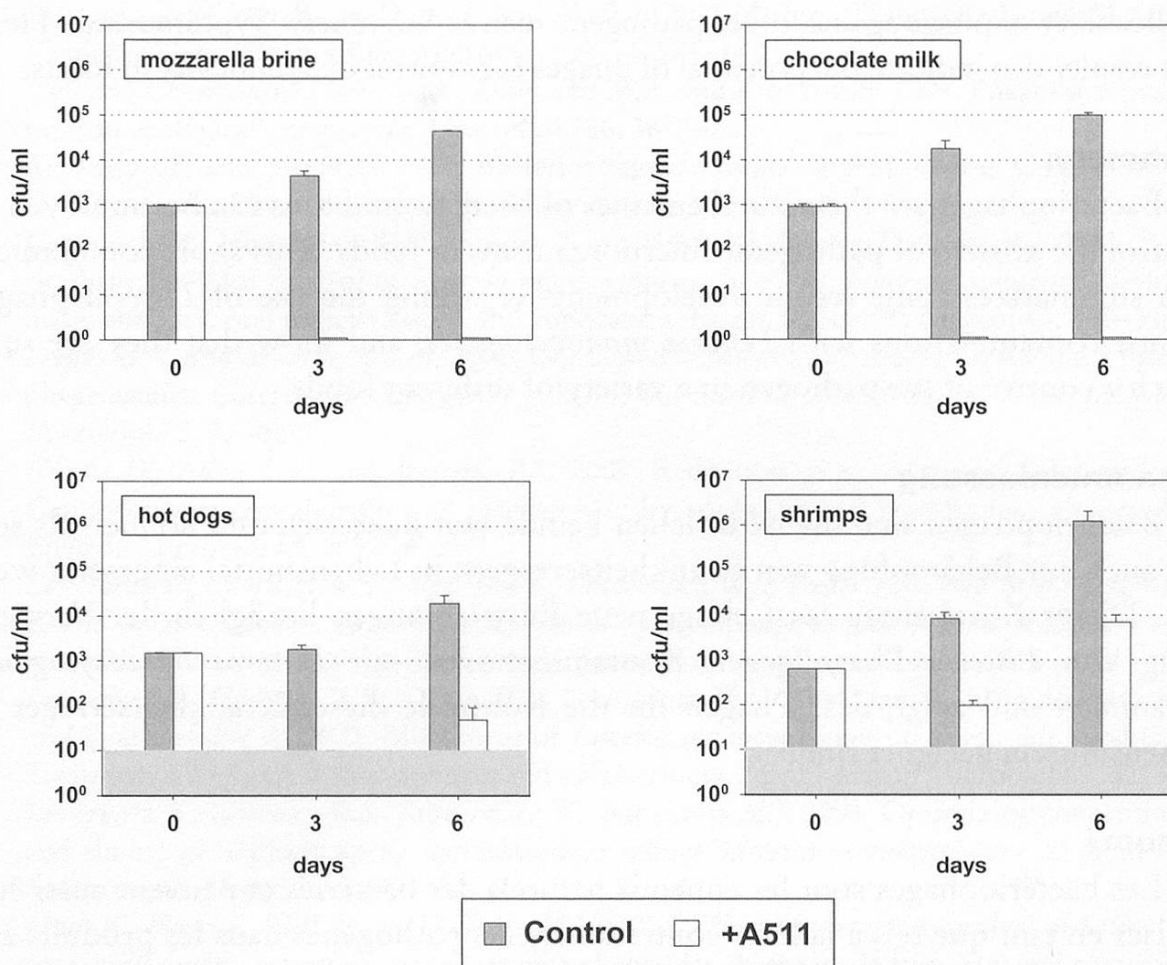


Figure 3 Growth of *L. monocytogenes* Scott A (SV 4b) without (control) and with addition of phage (+A511) on different foods

The concentration of phage A511 remained constant in all foods, reflecting the stability of the phage particle in the different environments. The effect of other *Listeria* phages (P100 or P35) was also evaluated, and our results indicate an effectiveness on *L. monocytogenes* similar to that of A511 (data not shown).

For the broad host range *Listeria* Phage P100, who is very similar to A511, the complete genome sequence was recently published (1). Bioinformatic analyses revealed no unwanted genes or potentially allergenic proteins; high dose oral feeding study in rats showed no adverse effects; GRAS approval was granted by the FDA, and the phage is already commercially available.

## Conclusions

Current results clearly show the promising and largely overlooked potential of bacteriophages as biological control agents and preservatives. However, the effectiveness depends on the type of food (ingredients, matrix), and the initial phage concentration. Further research is required with respect to optimization of phage application,

especially with respect to the individual foods. We are also currently investigating the applicability of phage against other pathogens such as *Salmonella* Typhimurium. Here, first results also indicate the potential of phages for control of *Salmonella* in foods.

## Summary

Bacteriophages are the natural enemies of bacteria, and thus can be employed to control the growth of pathogenic microorganisms in foods. This short communication summarizes some recent developments regarding the use of *Listeria* phages against contaminations with *Listeria monocytogenes*, and show that they are suitable for control of the pathogen in a variety of different foods.

## Zusammenfassung

Bakteriophagen sind die natürlichen Feinde von Bakterien und können als solche auch zur Bekämpfung von Krankheitserregern in Lebensmittel eingesetzt werden. Dieser Kurzbeitrag fasst einige neue Entwicklungen bezüglich der Verwendung von *Listeria* Phage gegen Kontaminationen mit *Listeria monocytogenes* zusammen und zeigt, dass Phagen für die Kontrolle dieser Krankheitserreger in Lebensmitteln geeignet sind.

## Résumé

Les bactériophages sont les ennemis naturels des bactéries et peuvent aussi être utilisés en tant que tels à la lutte contre les agents pathogènes dans les produits alimentaires. Cette contribution brève résume quelques nouveaux développements concernant l'utilisation des bactériophages de *Listeria* contre des contaminations avec des *Listeria monocytogenes* et montre que des bactériophages sont appropriés pour le contrôle de ces agents pathogènes dans les produits alimentaires.

## References

- 1 Fenlon R.D. 1999. *Listeria monocytogenes* in the Natural Environment, p. 21-37. In E.T. Ryser and E.H. Marth (ed.), *Listeria*, listeriosis and food safety, vol. 2nd. Marcell Dekker, Inc., New York
- 2 Seeliger H.P.R. and Jones D. 1986. *Listeria*, p. 1235-1245, Bergey's Manual of Systematic Bacteriology, vol. 1. Williams and Wilkins, Baltimore
- 3 Lou Y. and Yousef A.E. 1999. Characteristics of *Listeria monocytogenes* important to food processors, p. 131-224. In E.T. Ryser and E.H. Marth (ed.), *Listeria*, listeriosis and food safety, vol. 2nd. Marcell Dekker, Inc., New York
- 4 Farber J.M. and Peterkin P.I. 1991. *Listeria monocytogenes*, a food-borne pathogen. Microbiol Rev 55, 476-511
- 5 Ryser E.T. 1999. Foodborne Listeriosis, p. 299-358. In E.T. Ryser and E.H. Marth (ed.), *Listeria*, listeriosis and food safety, vol. 2nd. Marcell Dekker, Inc., New York
- 6 Siegman-Igra Y., Levin R., Weinberger M., Golan Y., Schwartz D., Samra Z., Konigsberger H., Yinnon A., Rahav G., Keller N., Bisharat N., Karpuch J., Finkelstein R., Alkan M., Landau Z., Novikov J., Hassin D., Rudnicki C., Kitzes R., Ovadia S., Shimoni Z., Lang R. and Shohat T. 2002. *Listeria monocytogenes* infection in Israel and review of cases worldwide. Emerg Infect Dis 8, 305-10



- 7 Vazquez-Boland J.A., Kuhn M., Bercher P., Chakraborty T., Dominguez-Bernal G., Goebel W., Gonzalez-Zorn B., Wehland J. and Kreft J. 2001. *Listeria* Pathogenesis and Molecular Virulence Determinants. Clin Microbiol Rev 14, 584–640
- 8 Chibani-Chennoufi S., Bruttin A., Dillmann M.L. and Brussow H. 2004. Phage-host interaction: an ecological perspective. J Bacteriol 186, 3677–86
- 9 Kennedy J.E. and Bitton G. 1987. Bacteriophages in foods. In S.M. Goyal, C.P. Gerba, and G. Bitton (ed.), Phage Ecology. John Wiley & Sons, New York
- 10 Carlton R.M., Noordman W.H., Biswas B., de Meester E.D. and Loessner M.J. 2005. Bacteriophage P100 for control of *Listeria monocytogenes* in foods: Genome sequence, bioinformatic analyses, oral toxicity study, and application. Regul Toxicol Pharmacol 43, 301–312
- 11 Dykes G.A. and Moorhead S.M. 2002. Combined antimicrobial effect of nisin and a listeriophage against *Listeria monocytogenes* in broth but not in buffer or on raw beef. Int J Food Microbiol 73, 71–81
- 12 Goode D., Allen V.M. and Barrow P.A. 2003. Reduction of experimental *Salmonella* and *Campylobacter* contamination of chicken skin by application of lytic bacteriophages. Appl Environ Microbiol 69, 5032–6
- 13 Leverentz B., Conway W.S., Alavidze Z., Janisiewicz W.J., Fuchs Y., Camp M.J., Chighladze E. and Sulakvelidze A. 2001. Examination of bacteriophage as a biocontrol method for *Salmonella* on fresh-cut fruit: A model study. Journal of Food Protection 64, 1116–1121
- 14 Leverentz B., Conway W.S., Camp M.J., Janisiewicz W.J., Abuladze A., Yang M., Saftner R. and Sulakvelidze A. 2003. Biocontrol of *Listeria monocytogenes* on Fresh-cut Produce by Treatment with Lytic Bacteriophages and a Bacteriocin. Appl Environ Microbiol 69, 4519–26
- 15 Leverentz B., Conway W.S., Janisiewicz W. and Camp M.J. 2004. Optimizing concentration and timing of a phage spray application to reduce *Listeria monocytogenes* on honeydew melon tissue. J Food Prot 67, 1682–6
- 16 Modi R., Hivri Y., Hill A. and Griffiths M.W. 2001. Effect of phage on survival of *Salmonella enteritidis* during manufacture and storage of cheddar cheese made from raw and pasteurized milk. Journal of Food Protection 64, 927–933
- 17 Whichard J.M., Sriranganathan N. and Pierson F.W. 2003. Suppression of *Salmonella* growth by wild-type and large-plaque variants of bacteriophage Felix O1 in liquid culture and on chicken frankfurters. J Food Prot 66, 220–5
- 18 Zink R. and Loessner M.J. 1992. Classification of virulent and temperate bacteriophages of *Listeria* spp. on the basis of morphology and protein analysis. Appl Environ Microbiol 58, 296–302

Corresponding address: Prof. Dr. M. Loessner, Food Microbiology Laboratory, Institute of Food Science and Nutrition, ETH Zurich, CH-8092 Zurich, e-mail: [martin.loessner@ilw.agrl.ethz.ch](mailto:martin.loessner@ilw.agrl.ethz.ch)