

**Zeitschrift:** Mycologia Helvetica  
**Herausgeber:** Swiss Mycological Society  
**Band:** 11 (2000-2001)  
**Heft:** 1

## Endseiten

### **Nutzungsbedingungen**

Die ETH-Bibliothek ist die Anbieterin der digitalisierten Zeitschriften. Sie besitzt keine Urheberrechte an den Zeitschriften und ist nicht verantwortlich für deren Inhalte. Die Rechte liegen in der Regel bei den Herausgebern beziehungsweise den externen Rechteinhabern. [Siehe Rechtliche Hinweise.](#)

### **Conditions d'utilisation**


L'ETH Library est le fournisseur des revues numérisées. Elle ne détient aucun droit d'auteur sur les revues et n'est pas responsable de leur contenu. En règle générale, les droits sont détenus par les éditeurs ou les détenteurs de droits externes. [Voir Informations légales.](#)

### **Terms of use**

The ETH Library is the provider of the digitised journals. It does not own any copyrights to the journals and is not responsible for their content. The rights usually lie with the publishers or the external rights holders. [See Legal notice.](#)

**Download PDF:** 22.01.2025

**ETH-Bibliothek Zürich, E-Periodica, <https://www.e-periodica.ch>**



## **Einladung zur Mitarbeit**

Wir laden alle Mykologen im In- und Ausland  
freundlich ein, uns Beiträge für die **Mycologia Helvetica**  
zuzustellen.

## **Call for Papers**

We kindly invite all mycologists both in Switzerland  
and abroad to send in their papers for  
**Mycologia Helvetica**.

## **Appel aux collaborateurs**

Nous invitons cordialement les mycologues suisses  
et étrangers à utiliser **Mycologia Helvetica** comme tribune  
pour leurs communications scientifiques.

## **Invito alla collaborazione**

Noi invitiamo cordialmente tutti i micologi svizzeri  
e stranieri a inviarci contributi per la **Mycologia Helvetica**.

## Instructions to the Authors

Send original and two copies to the editor Mrs. Dr. L. Petrini, Tèra d'sott 5,  
CH-6949 Comano, Switzerland

### General information

*Scope of the journal:* Ecology, experimental mycology, mycological genetics, biotechnology, medical mycology and mycotoxins, monographs, morphology, cytology, plectology, classical and computer assisted taxonomy, systematics, nomenclature. Priority is given to papers dealing with Basidiomycetes and Ascomycetes. Book reviews are welcome.

*Reviews:* Papers are submitted to one or two reviewers. Acceptance depends on the reviewers comments. Manuscripts must not be submitted to other journals at any time.

*Languages:* Contributions may be written in English, French, German or Italian.

*Abstracts* are required in two languages, preferably in English and in one of the other admitted languages. The abstracts should not exceed 500 words and are required for all papers exceeding 3 pages of text. Every abstract should be written in an informative style. Give essential details of techniques or research findings. Avoid generalizations and statements with low information content, like "... are reported", "... have been given", etc.

*Use of scientific names* must follow the latest edition of the International Code of Botanical Nomenclature. Do not cite authors in titles or in abstracts.

### Preparation of manuscripts

*Papers may be submitted either as a type written manuscript on paper, or as an electronic textfile on a diskette.* The manuscripts will be formatted by our staff according to the current standard of Mycologia Helvetica, using a desktop publishing programme on a personal computer. Typed manuscripts will be scanned electronically for input prior to formatting; this operation is not free of charge.

Since all manuscripts will be formatted electronically, a few special instructions are in order: do not underline; italics and bold face letters may be used; use tabulations instead of spaces for the preparation of columns in tables.

All type written manuscripts submitted on paper must be neatly typed (without any corrections), contain clearly separated paragraphs and double-spaced lines in order to permit flawless scanning. Computer printouts using dot matrix letters are allowed.

Text files on diskettes may use any of current formats as: Apple Works; Word Perfect, Word, Excel, ...

*The title* should be followed by the name(s) and address(es) of the author(s) and, if necessary, by the translated title in English.

*Figures and tables* must be accompanied by explanatory legends.

*Illustrations* must fit within a rectangle of 148 × 220 mm or of 177 × 263 mm. They may be original line drawings (indian ink) or high contrast black and white photographs on glossy paper. Use of scale markers is required for all the illustrations. All figures should be numbered individually. Do not combine photographs and drawings on the same plate. Coloured illustrations (drawings or photographs) are not free of charge (the price for one coloured plate is around CHF 800.-).

*References* are cited in the text with authors name and year of publication such as: (Moser, 1983); Jülich (1984) showed ...

*Citations* in the list of referees should be in alphabetic order as follows:

Alexopoulos C.J. & Mims C.W. 1979. Introduction to Mycology. John Wiley & Sons, New York, Chichester, Brisbane, Toronto, 632 pp.  
Dennis R.W.G. 1963. A redisposition of some fungi ascribed to the Hyaloscyphaceae. Kew Bull. 17: 319–279.


*Page and editorial charges*: authors will not be billed for publication except when the text must be scanned or rewritten. Separate charges will be made for coloured illustrations depending on the actual printing costs. If an author does not have the resources to meet the charges he should write to the editor. Acceptance of the manuscript does not depend on the payment of the charges.

*Reprints* must be ordered when submitting the paper. Authors will receive 50 reprints free of charge but will be billed for additional copies according to actual printing costs.

---

**DEADLINE**  
**for MYCOLOGIA HELVETICA 11(2), 2000**  
**June, 30<sup>th</sup>, 2000**

---



# FUNGI OF SWITZERLAND

Autors J. Breitenbach & F. Kränzlin

## Volume 1


**ASCOMYCETES** (2<sup>nd</sup> ed. 1984).

313 pages, 216×287 mm. ISBN 3-85604-210-5.

Colour plates, drawings of microscopic details and descriptions of 390 species of inoperculate and operculate Discomycetes, Pyrenomycetes, Loculoascomycetes etc.

CHF 118.–

---



## Volume 2


**APHYLLOPHORALES** (1<sup>st</sup> ed. 1986).

416 pages, 216×287 mm. ISBN 3-85604-220-2.

Colour plates, drawings of microscopic details and descriptions of 528 species of Heterobasidiomycetes. Corticiaceae, Polyporaceae, Cantharellaceae, Hydnaceae, Ramariaceae and Gasteromycetes.

CHF 148.–

---



## Volume 3


**BOLETALES and AGARICALES**, part 1. (1<sup>st</sup> ed. 1991).

350 pages, 216×287 mm. ISBN 3-85604-230-X.

Colour plates, drawings of microscopic details and descriptions of 450 species of Boletales, Hygrophoraceae and Tricholomataceae.

CHF 148.–

---



## Volume 4

**AGARICALES**, part 2 (1<sup>st</sup> ed. 1995).

371 pages, 216×287 mm. ISBN 3-85604-240-7.

Colour plates, drawings of microscopic details and descriptions of 465 species of Entolomataceae, Pluteaceae, Amanitaceae, Agaricaceae, Coprinaceae, Bolbitiaceae and Strophariaceae.

CHF 158.–


---

## Volume 5

**AGARICALES**, part 3. Planned for 2000. Cortinariaceae.

Please place your orders with:

Verlag Mykologia  
P.O. Box 165,  
CH-6000 Lucerne 9  
Switzerland




# CHAMPIGNONS DE SUISSE

auteurs J. Breitenbach & F. Kränzlin

Tome 1 **ASCOMYCÈTES** (1981) contient 390 espèces de discomycètes operculés et inoperculés, Pyrénomycètes, Loculoascomycètes, etc., documentées avec photos en couleurs et dessins microscopiques. 2<sup>ème</sup> édition 1984, 313 pages, 390 photographies en couleurs et 390 dessins microscopiques, 216×287 mm, reliure cousue au fil de lin, couverture laminée, ISBN 3-85604-111-7.


CHF 118.–



Tome 2 **APHYLLOPHORALES** (Champignons non lamellés) contient 528 espèces d'Hétérobasidiomycètes, Corticiées, Polyporacées, Cantharellacées, Hydnacées, Ramariacées et Gastéromycètes, documentées avec photos en couleurs et dessins microscopiques.

1<sup>ère</sup> édition 1986, 416 pages, 528 photographies en couleurs, 528 dessins microscopiques, 3 planches en couleurs des surfaces porées, 216×287 mm, reliure cousue au fil de lin, couverture laminée, ISBN 3-85604-120-6.


CHF 148.–



Tome 3 **BOLÉTALES** et **AGARICALES** (Bolets et champignons à lames 1<sup>ère</sup> partie) contient 450 espèces de Bolétales ainsi que d'Agaricales des familles Hygrophoracées et Tricholomatacées documentées avec photos en couleurs et dessins microscopiques.

1<sup>ère</sup> édition 1991, 350 pages, 450 photographies en couleurs, 450 dessins microscopiques, 216×287 mm, reliure cousue au fil de lin, couverture laminée, ISBN 3-85604-130-3.

CHF 148.–



Tome 4 **AGARICALES** (Champignons à lames 2<sup>ème</sup> partie) contient 465 espèces d'Agaricales des familles Entolomacées, Plutacées, Amanitacées, Agaricacées, Coprinacées, Bolbitiacées et Strophariacées documentées avec photos en couleurs et dessins microscopiques.

1<sup>ère</sup> édition 1995, 371 pages, 465 photographies en couleurs, 465 dessins microscopiques, 216×287 mm, reliure cousue au fil de lin, couverture laminée, ISBN 3-85604-140-0.

CHF 158.–

A commander dans les librairies ou directement chez Edition Mykologia Luzern, Case postale 165, CH-6000 Lucerne 9.

**EN PROJET** Tome 5 **AGARICALES** (Champignons à lames 3<sup>ème</sup> partie) pour l'an 2000. Ce tome traitera surtout la famille des Cortinariacées et éventuellement aussi les Russulales.

### **Mycologia Helvetica**

Die Mycologia Helvetica wird von der Schweiz. Mykologischen Gesellschaft (SMG) herausgegeben. Jährlich erscheinen in der Regel zwei Hefte. Für die Mitglieder der SMG ist der Abonnementspreis für die Mycologia Helvetica im Mitgliederbeitrag eingeschlossen (SFR. 70.– pro Jahr). Executive-Editor: Mr. Y.-L. Delamadeleine, Institut de Botanique, E.-Argand 11, CH-2007 Neuchâtel. Für Abonnementsbestellungen, Adressänderungen, Zahlungen des Mitgliederbeitrages und weitere Auskünfte wende man sich ausschliesslich an die Schweiz. Mykologische Gesellschaft, c/o Herrn Claude Vallon, Forsthausweg 21, Postfach 78, CH-3122 Kehrsatz.

### **Mycologia Helvetica**

Le périodique Mycologia Helvetica est édité par la Société Mycologique Suisse (SMS). Deux fascicules sont prévus par année. Pour les membres de la SMS, l'abonnement est compris dans la cotisation (FRS. 70.– par année). Executive-Editor: Mr. Y.-L. Delamadeleine, Institut de Botanique, E.-Argand 11, CH-2007 Neuchâtel. Veuillez vous adresser pour les commandes d'abonnements, changements d'adresses, paiement de la cotisation ou tout autre changement uniquement à la Société Mycologique Suisse, c/o Monsieur C. Vallon, Forsthausweg 21, Case postale 78, CH-3122 Kehrsatz.

### **Mycologia Helvetica**

Mycologia Helvetica è pubblicata dalla Società Micologica Svizzera (SMS). Ogni anno si pubblicano, di regola, due fascicoli. Per i membri della SMS l'abbonamento a Mycologia Helvetica è compreso nel contributo sociale (CHF. 70.– all'anno). Executive-Editor: Mr. Y.-L. Delamadeleine, Institut de Botanique, E.-Argand 11, CH-2007 Neuchâtel. Per le comande d'abbonamenti, cambiamenti d'indirizzo, pagamento del contributo o per altre informazioni vogliate rivolgervi soltanto alla Società Micologica Svizzera, Signor C. Vallon, Forsthausweg 21, Casella postale 78, CH-3122 Kehrsatz.

### **Mycologia Helvetica**

The journal Mycologia Helvetica (normally two parts a year) is published by the Swiss Mycological Society (SMS). Members of the SMS pay an annual fee of CHF 70.—, the journal included. Executive-Editor: Mr. Y.-L. Delamadeleine, Institut de Botanique, E.-Argand 11, CH-2007 Neuchâtel. For subscriptions, address changes, payment and further information please contact the Swiss Mycological Society c/o Mr. C. Vallon, Forsthausweg 21, P.O. Box 78, CH-3122 Kehrsatz.

### **Bank/Banque/Banca/Banks**

Spar + Leihkasse in Bern	UBS AG
Caisse d'Épargne et de Prêts à Berne	Bärenplatz 8
Cassa di Risparmio et Prestiti a Berna	3001 Bern
Loan and Savings Bank in Berne	<b>9B-252,448.1</b>

16/6.823.802.09  
CCP 30-38112-0

Postcheckkonto/Compte de chèques postaux/Conto postale/Post chèques  
**30-18405-1**

Visa-Finalba: **4901 1891 5008 2322**

Ausschuss/Comité/Comitato/Board

### **Präsident/Président/Presidente/Chairman**

Mr. Dr. Daniel Job, Institut de Botanique, E.-Argand 11, CH-2007 Neuchâtel

### **Chefredaktorin/Rédactrice/Redattore/Executive Editor**

Mrs. Dr. L. Petrini, Tèra d'sott 5, CH-6949 Comano, Switzerland

### **Sekretärin/Secrétaire/Segretaria/Secretary**

Mrs. Dr. Beatrice Senn-Irlet, Systematisch-Geobotanisches Institut der Universität Bern

Altenbergrain 21, CH-3013 Bern

### **Quästor/Caissier/Cassiere/Cashier**

Mr. Claude Vallon, Forsthausweg 21, CH-3122 Kehrsatz

## Contents

B. Senn-Irlet	
How to prove a possible decrease of the fungal species number in Switzerland . . . . .	3
B. Senn-Irlet, P. Baumann and E. Chételat	
Space and time diversity of Macromycetes in some plant associations of the high marshes in Bellelay (Bern Jura, Switzerland) – Results after 15 years of observation . . . .	17
E. C. Vellinga	
Mushroom recording in the Netherlands . . . . .	99
Instructions to the authors . . . . .	121

Date of Publication: April, the 30<sup>th</sup> 2000