

Swiss signals. Part 2

Autor(en): **Jesson, John**

Objektyp: **Article**

Zeitschrift: **Swiss express : the Swiss Railways Society journal**

Band (Jahr): **2 (1988-1990)**

Heft 10

PDF erstellt am: **22.07.2024**

Persistenter Link: <https://doi.org/10.5169/seals-855327>

Nutzungsbedingungen

Die ETH-Bibliothek ist Anbieterin der digitalisierten Zeitschriften. Sie besitzt keine Urheberrechte an den Inhalten der Zeitschriften. Die Rechte liegen in der Regel bei den Herausgebern. Die auf der Plattform e-periodica veröffentlichten Dokumente stehen für nicht-kommerzielle Zwecke in Lehre und Forschung sowie für die private Nutzung frei zur Verfügung. Einzelne Dateien oder Ausdrucke aus diesem Angebot können zusammen mit diesen Nutzungsbedingungen und den korrekten Herkunftsbezeichnungen weitergegeben werden. Das Veröffentlichen von Bildern in Print- und Online-Publikationen ist nur mit vorheriger Genehmigung der Rechteinhaber erlaubt. Die systematische Speicherung von Teilen des elektronischen Angebots auf anderen Servern bedarf ebenfalls des schriftlichen Einverständnisses der Rechteinhaber.

Haftungsausschluss

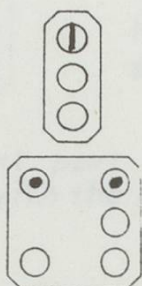
Alle Angaben erfolgen ohne Gewähr für Vollständigkeit oder Richtigkeit. Es wird keine Haftung übernommen für Schäden durch die Verwendung von Informationen aus diesem Online-Angebot oder durch das Fehlen von Informationen. Dies gilt auch für Inhalte Dritter, die über dieses Angebot zugänglich sind.

SWISS SIGNALS PART 2

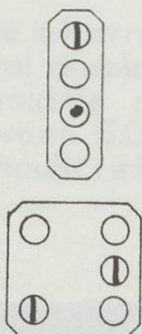
by John Jesson

HAUPT- AND VORSIGNAL ON THE SAME POST

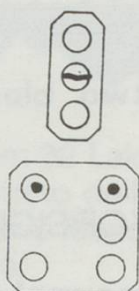
The Vorsignal on the same post as a Hauptsignal always refers to the next Hauptsignal.



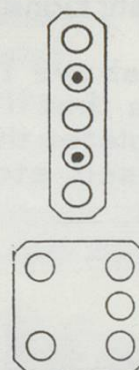
Hauptsignal shows Fahrbegeiff 1.
Vorsignal beneath warns of next
Hauptsignal showing Stop.



Hauptsignal shows Fahrbegeiff 2.
Vorsignal beneath shows next
Hauptsignal showing Fahrbegeiff 1.



When Hauptsignal shows Stop, the
Vorsignal beneath will normally also
show the warning for Stop.

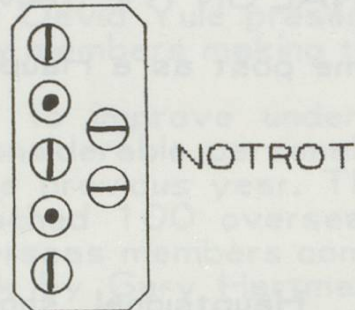


When Hauptsignal shows Fahrbegeiff
6, the Vorsignal beneath will show no
lights.

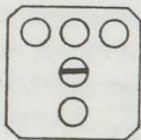
(In special cases, as laid down by operating instructions, in the Hauptsignal shows Stop, the Vorsignal beneath will show no lights.)

HAUPTSIGNAL (WIDE FORM)

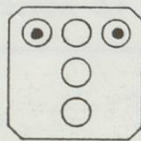
The largest Hauptsignal head is wider than the standard, to accommodate two vertical rows of lights. It is able to display all Fahrbezug aspects as well as having a 'Notrot' (Emergency red) light, used in case of failure of the normal red light.



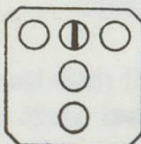
BLOCKSIGNAL (INTERMEDIATE BLOCK SIGNAL)



Blocksignal shows Stop.



Blocksignal shows the next block section ahead is unoccupied.

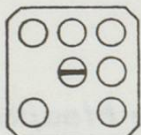


Blocksignal shows that at least two block sections ahead are unoccupied.

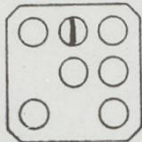
KOMBINIERT SIGNAL (COMBINED BLOCK- AND VORSIGNAL)

A Kombiniert signal can show either Haupt- or Vorsignal aspects and can be used as a Vorsignal, Blocksignal or Ausfahrtsignal (departure signal). It is never used as an Einfahrtsignal.

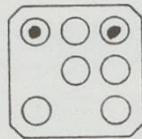
Some Kombiniert signals have a rectangular plate above them - white with a black border and black central spot. This means that if the signal is unlit, the train must stop at that signal. If there is no plate, the unlit signal may be considered as being at caution and may be passed, stopping at the next signal.




Stop. (Functioning as Block- or Ausfahrtsignal)



Proceed at line speed. (Functioning as Blocksignal)



Next signal shows Stop. (Functioning as Vorsignal)



Next signal shows Proceed. Fahrbe-griff 1. (Functioning as Vorsignal)

The next part will deal with the various subsidiary signals used in connection with the Hauptsignal.

Corrections


A couple of errors crept into the first part of the series. On Page 26 the Vorsignal display for Fahrbe-griff 2 should be one yellow top left and one green middle right. The text alongside Fahrbe-griff 3 should read 'Speed between 50 and 85 km/h, as laid down in Diensfahrpan.' On page 27 note c should refer to the number of *blank* aspects.

The land of beautiful summers

Choose from 32 Lakeside and Alpine resorts with hotels from village inn to de-luxe. Flights from Heathrow, Gatwick, Birmingham and Manchester including Swissair and British Airways.

Our holidays all include half price travel on the lake steamers, cable cars and mountain railways.

Guaranteed Prices, Guaranteed Departures and 40 years experience make Swiss Travel Service the first choice for a Lakes and Mountain holiday.



Please send me your brochure on Switzerland

Name _____

Address _____

Swiss Travel Service

Bridge House. WARE.
Herts SG12 9DE
Tel: 0920 - 461221

Members of ABTA
Switzerland