

Zeitschrift: Swiss express : the Swiss Railways Society journal

Herausgeber: Swiss Railways Society

Band: 6 (2000-2002)

Heft: 2

Artikel: Steam around Switzerland. Part 1, Gotthardbahn freight locomotive : type ED 2x3/3

Autor: Hardy-Randall, Malcolm

DOI: <https://doi.org/10.5169/seals-854857>

Nutzungsbedingungen

Die ETH-Bibliothek ist die Anbieterin der digitalisierten Zeitschriften. Sie besitzt keine Urheberrechte an den Zeitschriften und ist nicht verantwortlich für deren Inhalte. Die Rechte liegen in der Regel bei den Herausgebern beziehungsweise den externen Rechteinhabern. [Siehe Rechtliche Hinweise.](#)

Conditions d'utilisation

L'ETH Library est le fournisseur des revues numérisées. Elle ne détient aucun droit d'auteur sur les revues et n'est pas responsable de leur contenu. En règle générale, les droits sont détenus par les éditeurs ou les détenteurs de droits externes. [Voir Informations légales.](#)

Terms of use

The ETH Library is the provider of the digitised journals. It does not own any copyrights to the journals and is not responsible for their content. The rights usually lie with the publishers or the external rights holders. [See Legal notice.](#)

Download PDF: 30.01.2025

ETH-Bibliothek Zürich, E-Periodica, <https://www.e-periodica.ch>

PART 1 - GOTTHARDBAHN FREIGHT LOCOMOTIVE.

TYPE ED 2x3/3




Photo: Hardy Randall EAB Collection

The 15th International Conference held in Bern in 1869 was shown reports from both the Gotthard Railway company and the Swiss Federal government giving estimates of the freight that would be handled by the Gotthard route in its first year of operation. The Gotthard Railway Co. calculated a gross tonnage of 400,000 tonnes and the federal government 520,000 tonnes. Up to June 1883, at the end of the first year of operation the gross tonnage was 450,000, but just ten years later that figure had almost doubled. Also, the number of passengers carried had almost doubled to just under 2 million, and the forecast was that both freight and passenger traffic would continue to grow at a very high rate - today the freight gross tonnage figure is approx. 25,000,000. It was with these figures in the mind, that the Gotthard railway company directors - in 1889 - discussed plans to obtain new motive power more able to handle the heavier trains that would be required on this important Alpine crossing.

During 1890 the manufacturer J. A. Maffei of München, at the request of the Gotthardbahn, built a locomotive based on a design by the French locomotive designer Mallet using the Duplex system for propulsion. The Mallet locomotive, classed as type D6 (Ed

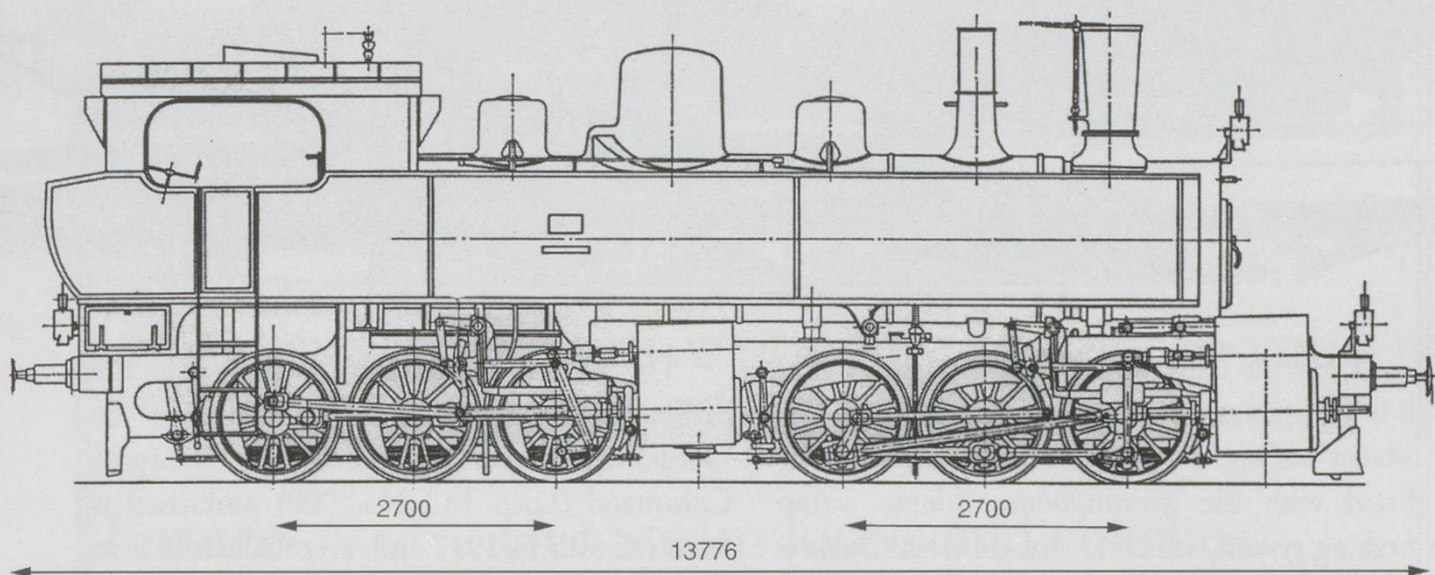
2x3/3) Mallet No.151, was the first of its type in Switzerland. As the classification shows, the locomotive consisted of two six wheeled power units fed by a common boiler. The design of the boiler for the proposed locomotive was based on that used on the D 4/4 of the VSB (United Railways of Switzerland).

The four cylinder compound locomotive measuring 13,776 mm overall, was the largest and strongest of its type in Europe at this time and was able to haul heavy trains over the steep inclines of the system. Locomotive No.151 rated at 368kW, with its boiler pressure of 12 bars could develop a tractive effort of 83.38 kN. This enabled it to haul trailing loads of 200 tonnes at 20 km/h over the 26 per cent gradients of both the Gotthard and Ceneri Ramps.

High pressure wet steam was fed, via a slide regulator located in the large steam dome, to the two rear mounted cylinders measuring 430 mm in diameter, from where it passed into the two front mounted low pressure steam -580 mm diameter -cylinders where it was mixed with a small amount of fresh steam. The front section of 3 driving axles were pivoted at a point close to the boiler support, the rear three axles supported the firebox.

Unfortunately the locomotive did not prove to be very successful during long runs with heavy trains over the Gotthard mountain line, due mainly to a substantial loss in steam pressure caused by a boiler that was unable to keep up with the continual high demand. The power brake system, the non automatic Hardy vacuum

type, operating on axles 1 and 3 of both power units, was replaced in 1894 by Steam Brake equipment. Simultaneous with this work, the locomotive underwent a refit, during which time fitting of the Klöse speed indicators along with the carriage steam heating system took place.



A general arrangement drawing of the D6 Mallet.

Diagram courtesy: Maffei

Locomotive Data

GB Type: D6 - No.151	SBB Type: Ed 2x3/3 - No.7699
Built by: Maffei (München, Germany), Works No.1547	
Date built: 1890	Date in Service: 1890
Power: HP500 - kW366	T/E at wheel rim: kN83.38
Speed maximum: km/h 45	Speed Indicator: Klöse
Driving wheels: Diameter 1,230mm	
Rigid Wheelbase: 2,700mm	Total wheelbase: 8,130mm
Length overall: 13,776mm	Height: 4,400mm
Loco weight:	
Empty: 69.40 Tonnes	Service: 87.20 Tonnes
Minimum: 77.40 Tonnes	Adhesion: 87.20 Tonnes
Water capacity: 7.00 m ³	Coal capacity: 4.3 Tonnes
Brakes: Steam, Hardy vacuum, Screw	
Cylinders:	
Number: Low pressure: 2 Horizontal - Bore 640 mm / Stroke 580 mm	
High Pressure: 2 Horizontal - Bore 640 mm / Stroke 400 mm	
Boiler:	
Operating pressure: 12 Bars	Length: 4,500 mm
Tubes: 190	Firebox: 9.30m ²
	Grate area: 2.10 m ²
Trailing load:	
Gradient: 10 % - 500 tonnes @ 20 km/h	
26 % - 200 tonnes @ 20 km/h	
Construction cost: SFr 90,200	


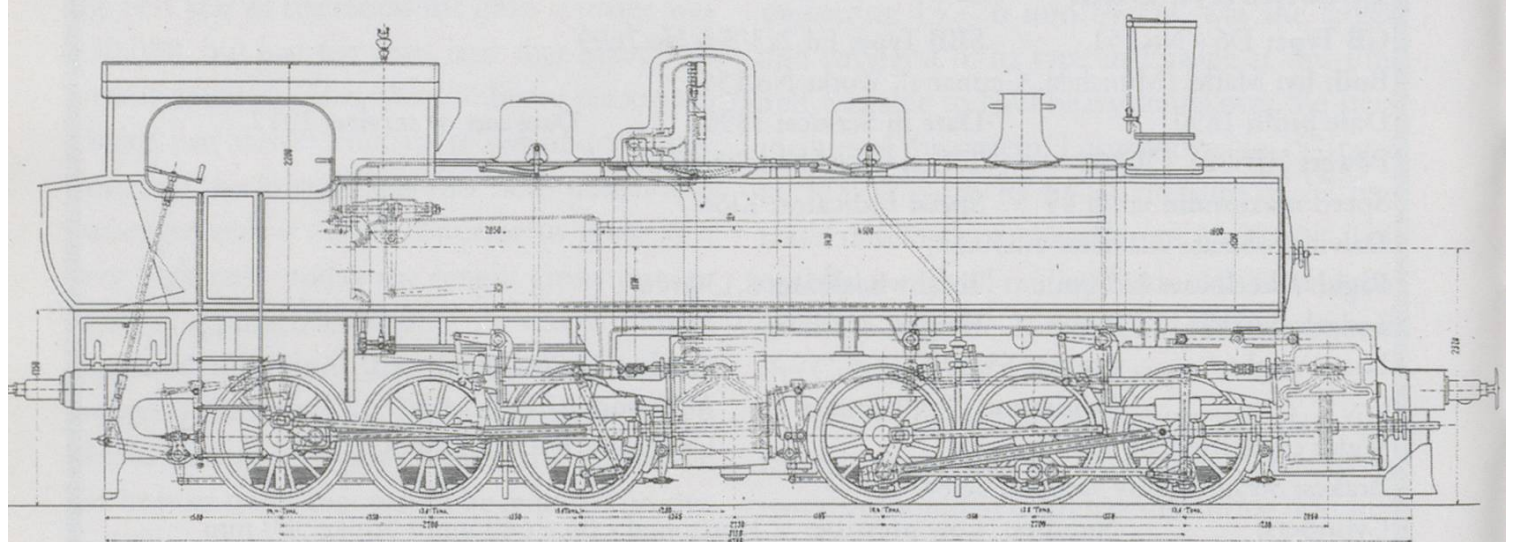


Photo: Hardy Randall EAB Collection

Later the workshops fitted the Langer fire-box equipment to improve combustion. The Mallet was one of the few locomotives not to be fitted with the Westinghouse double action braking system, which at that time had become standard fittings on most of the Gotthard Railway Company fleet.

The Mallet locomotive transferred to the SBB in 1902 and remained in service on the Gotthard until the German Military Transport Command (Loco T13 No.7900) purchased it from the SBB in 1917 and, eventually sold it to the Polish State Railways (Tkii No.101 -1) to be given a somewhat ignominious end as a stationary engine.



Detailed drawing.

Courtesy: Maffei

The next article in this series will focus on the Gotthardbahn Heavy Freight Locomotive, type C 4/5