

Zeitschrift: Swiss express : the Swiss Railways Society journal
Herausgeber: Swiss Railways Society
Band: 6 (2000-2002)
Heft: 4

Artikel: Steam around Switzerland. Part 3, Jura-Simplon express passenger locomotive type A 2/4
Autor: Hardy-Randall, Malcolm
DOI: <https://doi.org/10.5169/seals-854888>

Nutzungsbedingungen

Die ETH-Bibliothek ist die Anbieterin der digitalisierten Zeitschriften. Sie besitzt keine Urheberrechte an den Zeitschriften und ist nicht verantwortlich für deren Inhalte. Die Rechte liegen in der Regel bei den Herausgebern beziehungsweise den externen Rechteinhabern. [Siehe Rechtliche Hinweise.](#)

Conditions d'utilisation

L'ETH Library est le fournisseur des revues numérisées. Elle ne détient aucun droit d'auteur sur les revues et n'est pas responsable de leur contenu. En règle générale, les droits sont détenus par les éditeurs ou les détenteurs de droits externes. [Voir Informations légales.](#)


Terms of use

The ETH Library is the provider of the digitised journals. It does not own any copyrights to the journals and is not responsible for their content. The rights usually lie with the publishers or the external rights holders. [See Legal notice.](#)

Download PDF: 30.01.2025

ETH-Bibliothek Zürich, E-Periodica, <https://www.e-periodica.ch>

**PART 3 - JURA-SIMPLON EXPRESS PASSENGER
LOCOMOTIVE TYPE A 2/4**



The Jura Simplon Railway came into existence on the 1st January 1890, out of the amalgamation of many smaller railway companies that served the country from an area that covered from Brig to Geneva, Yverdon, Le Locle, Bern and Luzern. Over many of the routes within this huge network there was need for fast passenger trains, as in the rest of the country at this time passenger traffic in this area was on the increase. To satisfy the demand the Jura Simplon railway placed an order with SLM Winterthur for an express locomotive having the capability of hauling an express train of 180 tonnes trailing weight at 45 km/h.

The manufacturer SLM produced the A 2/4 able to haul up to 250 tonnes as a trailing load, and could achieve - subject to load - a maximum speed of ninety kilometres per hour. The thirty locomotives in this class were delivered in several batches over a time period of four years from 1892. Deliveries during 1892 were numbers 101/2 under works numbers 714/5 and 103/8 under works numbers 767/72. These were followed in 1893 with numbers 109/16 under works numbers 780/7. Then there was a two year gap before the delivery of the final part of the first order during 1895, of locomotives numbered 117/120 under works numbers 913/16. A year later another batch of locomotives numbered 121/30 under works number 963/72 was delivered, but these locomotives differed slightly from the earlier models. The entire class A 2/4 locomotives saw out their service life - up to 1924 - in their original form except for number 130 which received a replacement boiler in 1901.

The primary duty of these locomotives was to work the Geneva - Bern, Lausanne - St Maurice and the Lausanne - Biel - Basel routes. The locomotives performed well on these services as the performance on the Lausanne to Geneva service will bear witness. The stop to stop time allowed for the 60 kms was 64 minutes which meant that the locomotive and trailing load of 180 tonnes would have to attain a maximum speed in the 80 km/h range, with a ruling gradient of 10 per mille. This was regularly achieved and on one recorded occasion the locomotive reached a speed of 87 km/h. Locomotive number 116 was sent on the 10th November 1894 for speed and load trials lasting three days, on the Brunnen - Erstfeld section of the Gotthard. On the 11th November with a load consisting of Alsace-Lorraine 2-axle dynamometer No 1408 and four

Gotthardbahn type C4 2-axle coaches - trailing weight 126 tonnes - reached a maximum speed of 79 km/h on the Flüelen - Altdorf section with its ruling gradient of 12 per mille.

The A 2/4 compound twin cylinder locomotive was fitted with a boiler - length 3,800 mm and diameter 1,348 mm - operating at 12 bars and fitted with 224 tubes each measuring 41 mm diameter. Safety was provided by a Ramsbottom type valve that was located, on the initial locomotives of 101 and 102, just above the firebox, but on all subsequent models the valve was located on top of the large steam dome. Loco Nos.101/2 were not fitted with a large sand dome as was the case in all other models. Wet steam via slide regulator in the steam dome was fed to either of the two horizontal cylinders fitted on the outside of the frame. Cylinder valve control was according to the Stephenson principle. The three axle tender carried 6 tonnes of coal and 12.7 M3 of water. Speed indication was via a Haushalter speedometer fitted on the right hand side of the driving cab. Braking system was a double action brake supplemented by a screw brake.

Locomotives No.101 - 116 in the year 1894 achieved an average running distance of 61,009 kms - except number 104 which achieved 74,148 kms. Running cost worked out at 3,524 francs per locomotive in consumables. As a final comment on this locomotive class, it is worth noting that on the 23 August 1895 an A 2/4 on train number 10 lifted 240 tonnes out of Nyon bound for Geneva, and travelled the 22 kilometres in 16 minutes at a maximum speed of 82 km/h. This was with a load that was 80 tonnes over the tabled weight.

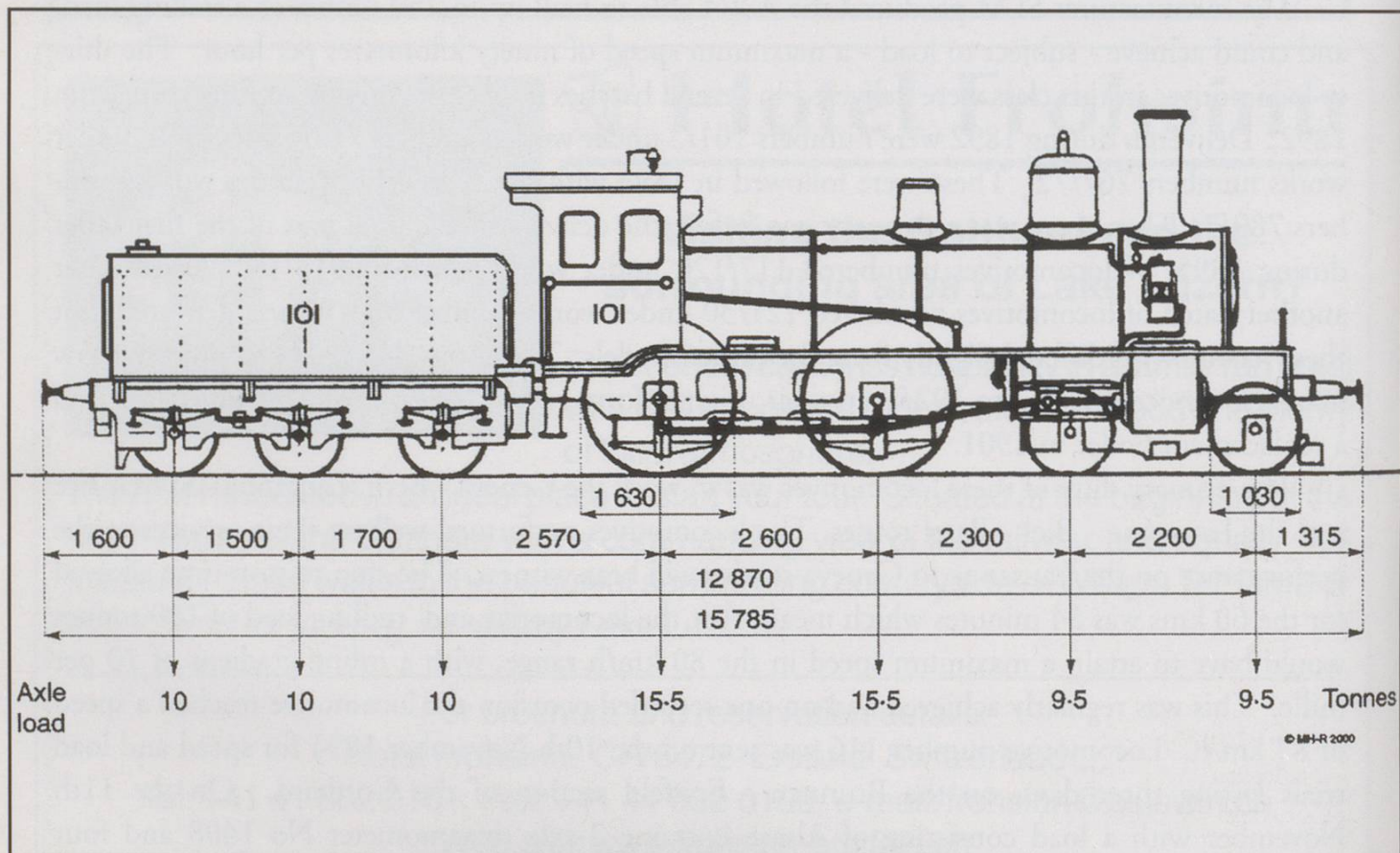
References.

Les Locomotives Suisse. 1896. Barbey.

Der Dampfbetrieb der Schweizerischen Eisenbahnen. 1847 - 1966 Moser

Photo. Von Hornstein collection.

Readers are also reminded of the cover photo from the last Swiss Express showing a JS A2-4.



Locomotive Data.

JS Type:		A 2T	A 2T
SBB Type:		A 2/4	A 2/4
Nos:		101 - 120	121 - 130
SBB Nos:		101 - 120	121 - 130
Built by:		SLM Winterthur	SLM Winterthur
Works No:		714-715, 767-772 780-787, 913-916	963-972
Date built:		1892, 1893 & 1895	1896
Power:	HP		670
Power:	kW		492
T/E at wheel rim:	kN		39.24
Date in Service:	1892	101-108	
	1893	109-116	
	1895	117-120	
	1896		121-130
Date out of service:	1917	101-2, 104 & 120	122
	1924	103/5,8/11/13/15,16/1819	124-7/30
	1925	104	129
	1926	109/17	128
Speed maximum:	km/h	90	
Driving wheels:	Diameter:	mm	1,830
	Rigid Wheelbase:	mm	2,600
	Total wheelbase:	mm	7,100
	Length overall:	mm	15,785
	Height:	mm	4,375
Loco weight:			
Empty:	Tonnes	58,9	58,4[48,4 with new boiler]
Service:	Tonnes	82,1	81,7
Adhesion:	Tonnes	29,8	29,8
Water capacity:	m ³		12,7
Coal capacity:	Tonnes		6
Brakes:	Westinghouse/Screw		
Cylinders:			
Number:	LP	2 Horizontal	2 Horizontal
Bore:	mm	450	670
Stroke:	mm	650	650
Boiler:			
Operating pressure:	Bars	12	12 [14 New boiler on 130 in 1901]
Length:	mm	3,800	3,800 [3,600 New boiler]
Tubes:		224	224 [197 New boiler]
Firebox:	m ²	2,0	2,0 [2,2 New boiler]
Grate area:	m ²	9,3	9,3 [9,9 New boiler]
Trailing load:			
Gradient:	10‰		180 tonnes @ 45 km/h
Construction cost:	SFr	73,500	79,300




Above: The rear of a typical SZU train, an NPZ Bt of 1986 at Langnau-Gattikon awaiting departure. 23/5/97



Centre: SZU Em3/3 no.6 shunts at Zürich Brunau. 25/8/99

Below: SBB Ae6/6 11425 and SZU Em3/3 no.6 at Zürich Brunau. 25/8/99

All pictures by Steve Barnes





Above: A typical SZU pendelzug headed by Re4/4 46 awaits departure at Sihlbrugg, 23/5/97. *Below:* The same train in a sylvan setting south of Langnau.

PHOTO GALLERY THE SZU SIHLTAL LINE

